

## Additional information

### At a glance – Indian GAAP (stand-alone financials)

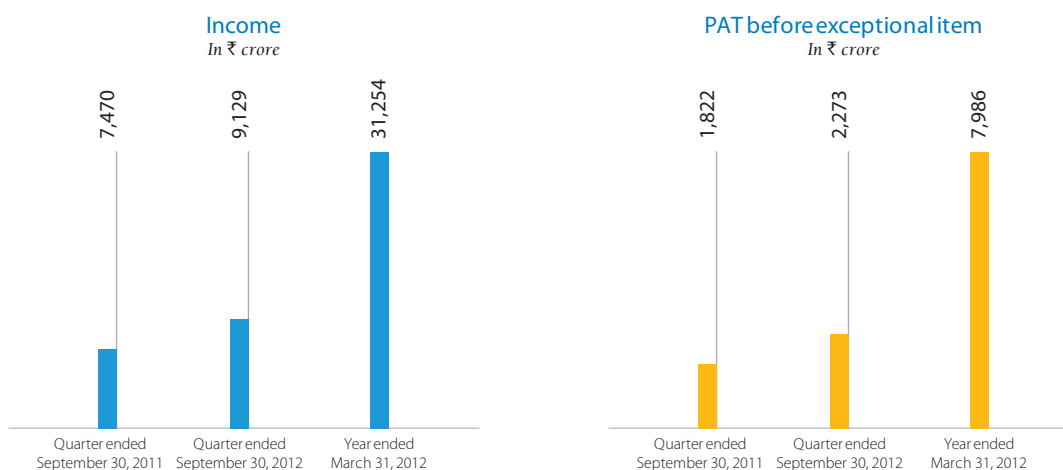
In ₹ crore, except per share data

	Quarter ended September 30,		Half-year ended September 30,		Year ended
	2012	2011	2012	2011	March 31, 2012
<b>For the period</b>					
Revenue	9,129	7,470	18,038	14,375	31,254
Profit after tax (PAT) <sup>(1)</sup>	2,273	1,822	4,477	3,476	7,986
PAT <sup>(1)</sup> / revenue (%)	24.90	24.39	24.82	24.18	25.55
<b>Earnings per share (par value ₹ 5/- each)<sup>(1)</sup></b>					
Basic (₹)	39.57	31.73	77.95	60.54	139.07
Diluted (₹)	39.57	31.73	77.95	60.53	139.06
<b>Earnings per share after exceptional item (par value ₹ 5/- each)</b>					
Basic (₹)	40.78	31.73	79.16	60.54	147.51
Diluted (₹)	40.78	31.73	79.16	60.53	147.50
Capital expenditure	436	321	828	541	1,296
<b>Dividend per share (₹)</b>					
Interim dividend	15	–	15	–	15
Final dividend	–	–	–	–	22
Special dividend – 10 years of Infosys BPO operations	–	–	–	–	10
<b>Dividend amount</b>					
Interim dividend	862	–	862	–	1,002
Final dividend	–	–	–	–	1,468
Special dividend – 10 years of Infosys BPO operations	–	–	–	–	667
<b>At the end of the period</b>					
Total assets			39,069	32,020	35,815
Fixed assets – net			5,085	4,361	4,649
Cash and cash equivalents (including liquid mutual funds and certificates of deposit)			21,283	16,942	19,898
Net current assets			25,310	19,659	22,428
Debt			–	–	–
Net worth			33,302	26,979	29,757
Share capital			287	287	287
Market capitalization <sup>(2)</sup>			145,565	145,449	164,592

Note: The previous period's figures have been regrouped / reclassified, wherever necessary, to conform to the current presentation.

<sup>(1)</sup> Before exceptional item

<sup>(2)</sup> Market capitalization is calculated by considering the share price at the National Stock Exchange of India Limited on the shares outstanding at the period / year end.



## Ratio analysis

	Quarter ended September 30,		Half-year ended September 30,		Year ended
	2012	2011	2012	2011	March 31, 2012
<b>Ratios - Financial performance</b>					
Export revenue / revenue (%)	98.25	97.64	98.06	97.41	97.63
Domestic revenue / revenue (%)	1.75	2.36	1.94	2.59	2.37
Software development expenses / revenue (%)	58.32	57.07	57.92	58.02	57.06
Gross profit / revenue (%)	41.68	42.93	42.08	41.98	42.94
Selling and marketing expenses / revenue (%)	5.12	4.94	4.95	4.81	4.65
General and administration expenses / revenue (%)	6.28	6.41	6.27	6.34	6.10
SG&A expenses / revenue (%)	11.40	11.35	11.22	11.15	10.75
Aggregate employee costs / revenue (%)	53.48	49.71	53.48	50.41	49.51
Operating profit before depreciation / revenue (%)	30.29	31.58	30.86	30.84	32.19
Depreciation and amortization / revenue (%)	2.61	2.69	2.51	2.73	2.54
Operating profit after depreciation and interest / revenue (%)	27.68	28.89	28.36	28.11	29.65
Other income / revenue (%)	6.88	5.13	6.03	5.55	5.85
Profit before tax and exceptional item / revenue (%)	34.56	34.02	34.38	33.66	35.50
Tax / revenue (%)	9.66	9.63	9.56	9.48	9.95
Effective tax rate – Tax / PBT (%)	27.96	28.3	27.81	28.17	28.03
PAT <sup>(1)</sup> / revenue (%)	24.90	24.39	24.82	24.18	25.55
<b>Ratios – Balance sheet</b>					
Debt-equity ratio			–	–	–
Current ratio			5.44	5.35	4.72
Day's sales outstanding (Days) (LTM)			64	66	63
Cash and cash equivalents / assets (%) <sup>(2)</sup>			54.48	52.91	55.56
Cash and cash equivalents / revenue (%) (LTM) <sup>(2)</sup>			60.95	61.44	63.67
Capital expenditure / revenue (%) (LTM)			4.53	4.47	4.15
Operating cash flows / revenue (%)			19.77	19.75	19.05
Depreciation and amortization / average gross block (%) (LTM) <sup>(4)</sup>			12.30	10.86	12.34
Technology investment / revenue (%) (LTM)			2.92	2.19	2.27
<b>Ratios – Return</b>					
PAT <sup>(1)</sup> / average net worth (%) (LTM)			29.82	27.71	29.44
ROCE (PBIT / average capital employed) (%) (LTM)			41.34	38.46	40.87
Return on average invested capital (%) (LTM) <sup>(2)</sup>			69.41	72.58	71.29
Capital output ratio (LTM)			1.16	1.12	1.05
Invested capital output ratio (LTM) <sup>(2)</sup>			3.17	3.37	3.16
<b>Ratios - Year-on-year growth (%)</b>					
Overseas revenue	22.96	16.16	26.32	17.36	23.08
Total revenue	22.21	16.26	25.48	17.99	23.12
Operating profit before depreciation	17.21	8.41	25.58	9.78	19.57
Net profit	24.75	11.03	28.80	13.15	23.95
Net profit after exceptional item	28.54	11.03	30.78	13.15	31.46
Basic EPS	24.71	10.99	28.76	13.12	23.88
Basic EPS after exceptional item	28.52	10.99	30.76	13.12	31.40
<b>Ratios – Per share</b>					
Basic EPS (₹)	39.57	31.73	77.95	60.54	139.07
Basic EPS after exceptional item (₹)	40.78	31.73	79.16	60.53	147.51
Basic cash EPS (₹)	43.73	35.23	85.84	67.37	152.90
Basic cash EPS after exceptional item (₹)	44.93	35.23	87.04	67.37	161.34
Price / earnings, end of period <sup>(1)</sup>	16.20	21.24	16.20	21.24	20.61
Price / cash earnings, end of period <sup>(1)</sup>	14.79	19.11	14.79	19.11	18.75
PE / EPS growth <sup>(1)</sup>	0.66	1.93	0.56	1.62	0.86
Book value (₹)	579.94	469.86	579.94	469.86	518.21
Price / book value, end of period	4.37	5.39	4.37	5.39	5.53
Dividend per share (₹) <sup>(3)</sup>	15.00	15.00	15.00	15.00	37
Dividend (%) <sup>(3)</sup>	300	300	300	300	740

Note: The ratio calculations are based on standalone Indian GAAP financial statements.

The previous period figures have been regrouped / reclassified, wherever necessary to conform to the current presentation.

LTM - Last Twelve Months

<sup>(1)</sup> before exceptional item

<sup>(2)</sup> Investments in liquid mutual funds and certificates of deposit have been considered as Cash and Cash equivalents for the purpose of the above ratio analysis.

<sup>(3)</sup> Including Special dividend - 10 years of Infosys BPO operations

<sup>(4)</sup> Gross block excludes land (non-depreciable asset)

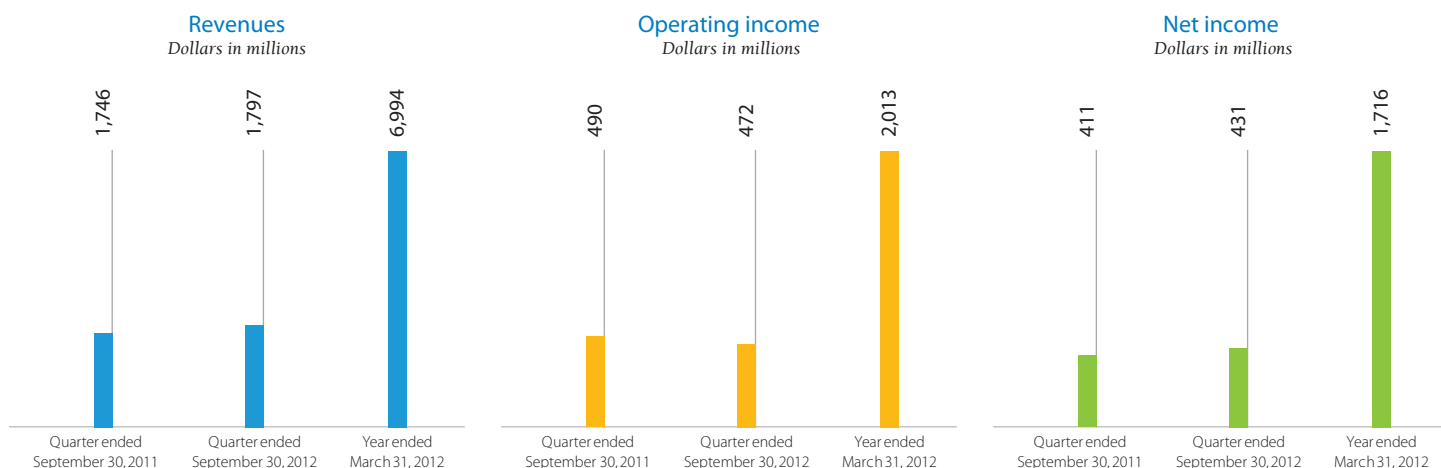
## At a glance – IFRS USD (Consolidated)

Dollars in millions, except per share data

	Quarter ended September 30,		Half-year ended September 30,		Year ended
	2012	2011	2012	2011	March 31, 2012
<b>For the period</b>					
Revenues	\$1,797	\$1,746	\$3,549	\$3,417	\$6,994
Operating profit	472	490	961	925	2,013
Operating profit / revenues (%)	26.27	28.06	27.08	27.07	28.78
Net profit	431	411	847	795	1,716
Net profit / revenues (%)	23.98	23.54	23.87	23.27	24.54
Basic earnings per equity share (\$)	0.75	0.72	1.48	1.39	3.00
Cash dividend per equity share (\$)	–	–	0.63	0.45	0.76
Capital expenditure	\$84	\$79	\$164	\$136	\$301
<b>At the end of the period</b>					
Total assets			\$7,879	\$7,046	\$7,537
Property, plants and equipment			1,097	1,026	1,063
Cash and cash equivalents <sup>(1)</sup>			4,257	3,797	4,121
Working capital			5,202	4,515	5,008
Equity			6,813	6,057	6,576
Share capital			64	64	64
Market capitalization <sup>(2)</sup>			\$27,538	\$29,695	\$32,349

<sup>(1)</sup> Cash and cash equivalents include the current portion of available-for-sale financial assets, and certificates of deposit and investment in government bonds.

<sup>(2)</sup> Market capitalization is calculated by considering the share price at the National Stock Exchange of India Limited on the shares outstanding at the period / year end.



## At a glance – IFRS INR (Consolidated)

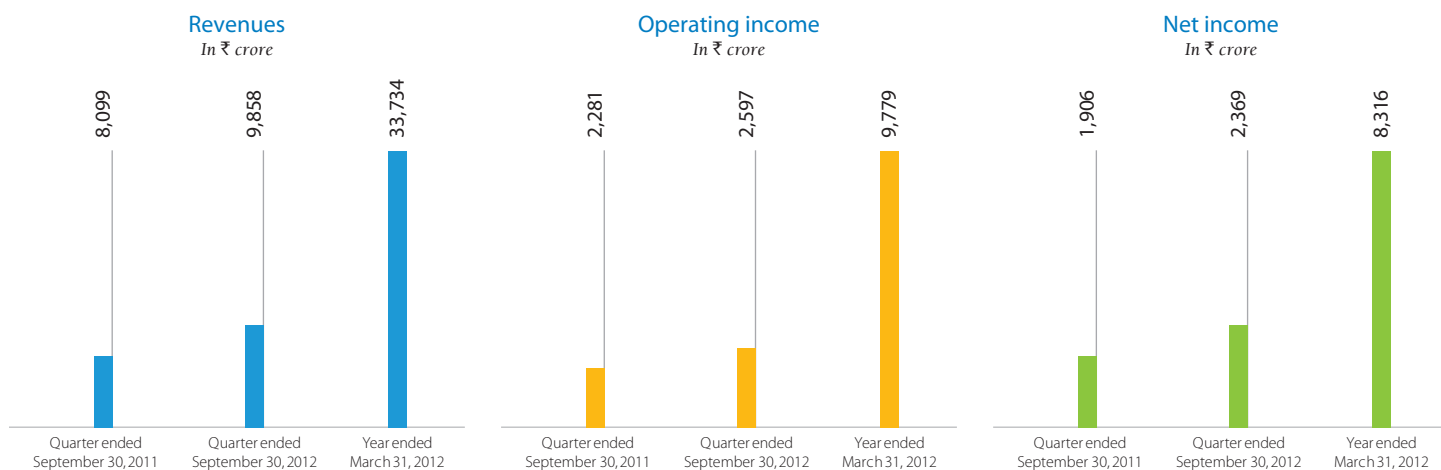
In ₹ Crore except per share data

	Quarter ended September 30,		Half-year ended September 30,		Year ended
	2012	2011	2012	2011	March 31, 2012
<b>For the period</b>					
Revenues	9,858	8,099	19,474	15,584	33,734
Operating profit	2,597	2,281	5,290	4,233	9,779
Operating profit / revenues (%)	26.34	28.16	27.16	27.16	28.99
Net profit	2,369	1,906	4,658	3,628	8,316
Net profit / revenues (%)	24.03	23.53	23.92	23.28	24.65
Basic earnings per equity share (₹)	41.46	33.36	81.52	63.50	145.55
Cash dividend per equity share (₹)	–	–	22	20	35
Special dividend – 10 years of Infosys					
BPO operations	–	–	10	–	–
Capital expenditure	464	359	902	617	1,442
<b>At the end of the period</b>					
Total assets			41,651	34,517	38,348
Property, plant and equipment			5,797	5,024	5,409
Cash and cash equivalents <sup>(1)</sup>			22,570	18,601	20,968
Working capital			27,508	22,177	25,480
Equity			36,016	29,668	33,461
Share capital			286	286	286
Market capitalization <sup>(2)</sup>			145,565	145,449	164,592

<sup>(1)</sup>Cash and cash equivalents include current portion of available-for-sale financial assets and certificates of deposit and Investment in government bonds.

<sup>(2)</sup>Market capitalization is calculated by considering the share price at the National Stock Exchange of India Limited on the shares outstanding at the period / year end.

The Securities and Exchange Board of India (SEBI) had on November 9, 2009 issued a press release permitting listed entities having subsidiaries to voluntarily submit the consolidated financial statements as per IFRS. Further, SEBI issued a circular, dated April 5, 2010, wherein the Listing Agreement has been modified to this effect from March 31, 2010. Consequent to this, the company has voluntarily prepared and published audited consolidated IFRS Financial Statements for the quarter and half-year ended September 30, 2012.



# Shareholder information

## 1. Registered office

Electronics City, Hosur Road, Bangalore - 560 100, India  
Tel.: +91-80-2852-0261, Fax: +91-80-2852-0362  
Homepage: [www.infosys.com](http://www.infosys.com)

## 2. Listing on stock exchanges

**In India:** The Bombay Stock Exchange Limited (BSE), and the National Stock Exchange of India Ltd. (NSE)

**Outside India:** NASDAQ Global Select in the US

## 3. Par value of equity shares

₹5/- each fully paid-up

## 4. Registrar and share transfer agent

Share transfers in physical form and other communication regarding share certificate, dividends, change of address, etc. may be addressed to:

### Karvy Computershare Private Limited

Registrars and Share Transfer Agents

Plots No.17 to 24, Near Image Hospital, Vittalrao Nagar, Madhapur, Hyderabad - 500 081, India

Tel. : +91-40-2342 0818, Fax : +91-40-23420814

## 5. Stock market data relating to shares listed in India

- The company's market capitalization is included in the computation of the BSE-30 Sensitive Index (Sensex), the BSE Dollex and the S&P CNX NIFTY Index.
- Monthly high and low quotations as well as the volume of shares traded at the BSE and NSE for the quarter ended September 30, 2012 are:

	BSE			NSE			Total Volume (BSE & NSE) (No.)
	High (₹)	Low (₹)	Volume (No.)	High (₹)	Low (₹)	Volume (No.)	
July 2012	2,501.10	2,125.00	38,53,791	2,499.40	2,123.80	3,13,61,268	3,52,15,059
August	2,471.50	2,205.85	14,83,070	2,477.20	2,205.75	1,66,41,279	1,81,24,349
September	2,632.80	2,338.45	15,06,129	2,632.10	2,339.45	1,86,75,519	2,01,81,648
Total			68,42,990			6,66,78,066	7,35,21,056
Volume traded / average outstanding shares (%)	Q2 FY 2013		1.35			13.14	14.49
	Q2 FY 2012		2.00			17.86	19.86

The number of shares outstanding is 50,74,94,833. American Depositary Shares (ADSs) have been excluded for the purpose of this calculation.

## 6. Share transfer system

Shares sent for physical transfer are effected after giving a notice of 15 days to the seller for a sale confirmation. The total number of shares transferred in physical form during the quarter ended September 30, 2012 was nil (quarter ended September 30, 2011 – nil).

## 7. Investor services – complaints received

Nature of complaints	Quarter ended Sept 30, 2012		Quarter ended Sept 30, 2011	
	Received	Attended to	Received	Attended to
Dividend / annual report-related	152	152	154	154

The company has attended to most of the investors' grievances / correspondences within a period of 10 days from the date of receipt of the same, during the quarter ended September 30, 2012, except in cases that are constrained by disputes or legal impediments.

## 8. Legal proceedings

There are some pending cases relating to disputes over the title to shares, in which the company has been made a party. However, these cases are not material in nature.

## 9. Categories of shareholders as on September 30, 2012

Category	No. of shareholders	Voting strength (%)	No. of shares held
<b>PROMOTER HOLDING</b>			
Indian promoters	19	16.04	9,20,85,078
<b>NON-PROMOTER HOLDING</b>			
<b>Institutional investors</b>			
Mutual funds	323	5.07	2,91,38,736
Banks, financial institutions and insurance companies	222	13.25	7,61,35,821
Foreign institutional investors	778	39.43	22,63,69,808
<b>Others</b>			
Private corporate bodies	3,419	0.49	27,98,148
Indian public	4,49,038	12.68	7,27,85,993
Non-resident Indians / overseas corporate bodies	8,531	0.89	51,24,693
Trusts	47	0.53	30,55,327
Qualified Foreign Investor – Corporate	1	0.00	229
<b>Total</b>	<b>4,62,378</b>	<b>88.38</b>	<b>50,74,93,833</b>
Equity shares underlying American Depository Shares <sup>(1)</sup>	1	11.62	6,67,38,613
<b>Total</b>	<b>4,62,379</b>	<b>100.00</b>	<b>57,42,32,446</b>

<sup>(1)</sup> Held by beneficial owners outside India.

## 10. Financial calendar (tentative and subject to change)

Financial results	
Quarter ending December 31, 2012	Jan 11, 2013
Quarter and year ending March 31, 2013	Apr 12, 2013
Annual general meeting for the year ending March 31, 2013	Jun 15, 2013

## 11. Investors' correspondence

For queries relating to financial statements	For investor correspondence	For queries relating to shares / dividends
<b>Mr. V. Balakrishnan</b> Member of the Board & Chief Financial Officer Infosys Limited, Electronics City, Hosur Road Bangalore-560 100, India Tel. : +91-80-2852-0440, Fax: +91-80-2852-0754 E-mail : balakv@infosys.com	<b>Mr. Sandeep Mahindroo</b> Principal - Investor Relations, Infosys Limited, 630 Fifth Avenue, Suite 1600, New York NY 10111 Tel. : 001-646-254-3133, Fax: 001-646-254-3101 E-mail : sandeep_mahindroo@infosys.com	<b>Mr. N.R.Ravikrishnan,</b> Company Secretary and Compliance Officer, Infosys Limited, Electronics City, Hosur Road Bangalore - 560 100, India Tel. : +91-80-2852-0261, Fax: +91-80-2852-0754 E-mail : ravikrishnan_nr@infosys.com.

## Stock exchange codes

Reuters code	Bloomberg code	Exchange
INFY.BO (BSE)	INFO IN (BSE)	500209
INFY.NS (NSE)	NINFO IN (NSE)	INFY
INFY.O (NASDAQ)		INFY

## 13. Stock market data relating to American Depository Shares (ADSs)

- ADS listed at : NASDAQ Global Select in the US
- Ratio of ADS to equity shares : One ADS for one equity share
- ADS symbol : INFY
- The American Depository Shares issued under the ADS program of the company were listed on the NASDAQ National Market in the US on March 11, 1999. The monthly high and low quotations as well as the volume of ADSs traded at the NASDAQ National Market for the quarter ended September 30, 2012 are:

	High*		Low*		Volume
	\$	₹	\$	₹	
July 2012	46.05	2,562.68	38.17	2,124.16	49,061,662
Aug	43.64	2,423.33	39.24	2,179.00	32,815,053
Sept	48.72	2,575.34	42.20	2,230.69	36,647,338
<b>Total</b>					<b>118,524,053</b>

Note: 1 ADS = 1 equity share. US\$ has been converted into Indian rupees at the monthly closing rates. The number of ADSs outstanding as on September 30, 2012 was 6,67,38,613. The percentage of volume traded to the total float was 177.59%.

## 14. ECS mandate

The company has received complaints regarding the non-receipt of dividend warrants. All shareholders are requested to update their bank account details with their respective depositories. This would enable the company to service its investors better.

## 15. Change of address

The company has received complaints regarding the non-receipt of dividend warrants and other corporate communications. All shareholders are requested to update their current address with their respective depositories immediately. This would enable the company to service its investors better.

# Global presence – Infosys Limited

## Asia Pacific

### Hong Kong

01-03, 66/F  
The Center,  
99, Queen's Road Central  
Hong Kong  
Tel. : +852 3965 3350  
Fax : +852 3965 3222

### Japan

Izumi Garden Wing 2F  
1-6-3, Roppongi, Minato-ku  
Tokyo 106 0032  
Tel. : 81 3 5545 3251  
Fax : 81 3 5545 3252

*Regus Hirokoji Garden Avenue Centre*  
4th FL. Hirokoji Garden Avenue4-24-16  
Meieki Nakamura-ku Nagoya city, Aichi  
Japan 450-0002  
Tel. : +81 52 856 9535  
Fax : +81 52 856 9501

### Malaysia

Merak Block, Suite B  
Persiaran Multimedia  
1st Floor, Cyberjaya,  
Kuala Lumpur 63000  
Malaysia  
Tel. : +60 383 203 829

*Level 13A -1 Mercu UEM*  
Jalan Stesen Sentral 5,  
Kuala Lumpur Sentral,  
Kuala Lumpur 50470.  
Tel. : 60 03 2772 1200

### Mauritius

4th Floor, B Wing  
Ebène Cyber Towers  
Reduit, Mauritius  
Tel. : 230 401 9200  
Fax : 230 464 1318

### Singapore

04-01/06,  
1 Changi Business Park Crescent,  
Singapore 486025  
Tel. : 65 6572 8400  
Fax : 65 6572 8405

*Level 43, Unit 02,*  
Suntec Tower 2  
9 Temasek Blvd  
Singapore – 038989  
Tel. : 65728400  
Fax : 65728400

### United Arab Emirates

#### Dubai

506, Liberty House, DIFC  
P. O. Box 506846  
Dubai  
Tel. : 971 4 508 0200  
Fax : 971 4 508 0225

805, Liberty House, DIFC  
P. O. Box 506846  
Dubai  
Tel. : 971 4 508 0200  
Fax : 971 4 508 0225

#### Sharjah

Z3 Office 11, SAIF Zone  
P. O. Box 8230, Sharjah  
Tel. : 971 6 557 1068  
Fax : 971 6 557 3768

## Europe

### Belgium

Regus Park Atrium  
11, Rue des Colonies / Kolonienstraat  
B 1000 Brussels  
Tel. : 32 2 517 62 30  
Fax : 32 2 517 67 00

### Czech Republic

Regus Business Center  
Prague Stock Exchange  
Rybna Street 682 / 14  
11005 Prague 1  
Tel. : 420 222 191 387  
Fax : 420 222 191 700

### Denmark

Regus Copenhagen  
Larsbojenssraede 3  
1454 Copenhagen  
Tel. : 45 33 3772 94  
Fax : 45 33 3243 70

### Finland

Regus Mannerheimintie 12 B  
00100 Helsinki  
Tel. : 358 925 166 239  
Fax : 358 925 166 100

### France

#### Paris

Tour Opus 12, 4th Floor  
77 Esplanade du Général de Gaulle  
92 914 Paris La Defense 9  
Tel. : 33 1 56 39 12 00  
Fax : 33 1 56 39 12 01

#### Toulouse

7, Avenue Didier Daurat  
2nd Floor, Blagnac  
31700 Toulouse  
Tel. : 33 5 34 50 92 77  
Fax : 33 5 34 50 91 90

## India

### Bangalore

Electronics City, Hosur Road  
Bangalore 560 100  
Tel. : 91 80 2852 0261  
Fax : 91 80 2852 0362

#### Infosys – Center Point

Offshore Development Center  
Plot No. 26A  
Electronics City, Hosur Road  
Bangalore 560 100  
Tel. : 91 80 2852 0261  
Fax : 91 80 2852 0362

### Germany

#### Munich

Landsberger Strasse 155  
80687 Muenchen  
Germany  
Tel. : +49 (0) 89 57959-131  
Fax : +49 (0) 89 57959-200

#### Frankfurt

Opernturm, Bockenheimer Landstraße 2-4  
60306 Frankfurt am Main  
Tel. : +49 (0)69 269566 100  
Fax : +49 (0)69 269566 200

#### Stuttgart

Liebknechtstrasse 33  
D 70565 Stuttgart  
Tel. : 49 711 7811 570  
Fax : 49 711 7811 571

#### Walldorf

Partner Port  
Altrottstr. 31, 69190 Walldorf  
Tel. : 49 6227 73 4350  
Fax : 49 6227 73 4359

### Ireland

Regus Pembroke House  
30 Pembroke Street Upper  
Dublin 2  
Tel. : 353 1 234 2470  
Fax : 353 1 234 2575

### Norway

Regus Business Center  
Ibsen AS  
C. J. Hambrosplass 2C  
1st Floor, Oslo 0164  
Tel. : 47 22 99 60 42  
Fax : 47 22 99 60 10

### Russia

4/430, 4.Lesnoy Pereulok,  
Moscow 125047  
Tel. : 7 495 642 8710  
Fax : 7 495 225 8500

### Spain

CUZCO IV  
Paseo de la Castellana 141-8  
28046, Madrid  
Tel. : 34 91 572 6584  
Fax : 34 91 572 6606

### Sweden

Stureplan 4C, 4tr  
11435, Stockholm  
Tel. : 46 8 463 1112  
Fax : 46 8 463 1114

### Switzerland

#### Basel

Regus Basel City Centre  
Innere Margarethenstrasse 5 Basel 4051  
Tel. : +41 (0) 61 204 4545  
Fax : +41 (0) 61 204 4500

#### Geneva

18, Avenue Louis-Casai  
1209 Geneva  
Tel. : 41 22 747 7894  
Fax : 41 22 747 7900

### Zurich

Prime Tower  
Hardstrasse 201  
8005 Zurich  
Tel. : +41 44 448 28 00  
Fax : +41 44 448 28 80

### The Netherlands

World Trade Center  
H-Tower, 23rd Floor  
Zuidplein 190  
1077 XV Amsterdam  
Tel. : 31 20 796 5500  
Fax : 31 20 796 5501

*Regus World Trade Centre,*  
H Tower 4th Floor, Zuidplein 36,  
1077 XV Amsterdam, The Netherlands  
Tel. : +31 207997800  
Fax : +31 207965501

### United Kingdom

#### Milton Keynes

Midsummer Court - Regus,  
314 Midsummer Boulevard,  
Milton Keynes MK9 2UB  
Tel. : +44 1908 84 75 46  
Fax : +44 1908 84 74 01

#### London

14th and 15th Floor  
10 Upper Bank Street  
Canary Wharf  
London E 14 5NP  
Tel. : 44 20 7715 3300  
Fax : 44 20 7715 3301

#### Swindon

Part First Floor  
Wakefield House  
Aspect Park, Pipers Way  
Swindon SN 31RE  
Tel. : 44 179 352 8766  
Fax : 44 179 352 3714

#### Reddy Building

K 310, 1st Main  
5th Block, Koramangala  
Bangalore 560 095  
Tel. : 91 80 2553 2591  
Fax : 91 80 2553 0391

#### Salarpuria Infozone

3rd and 4th Floor Wing A, No. 39 (P),  
No. 41 (P) and No. 42 (P) Electronics City,  
Hosur Road Bangalore 560 100  
Tel. : 91 80 2852 0261  
Fax : 91 80 2852 0362

#### N 403. 405

North block  
Manipal Center Dickenson Road  
Bangalore

*Bagmane Constructions Pvt. Ltd SEZ,*  
Mahadevpura, Doddanekundi Village,  
Krishnarajpuram Hobli,  
Bangalore East Taluk,  
Bangalore -560048  
Tel. : 080-33613970

### Bhubaneswar

Plot No. E / 4, Info City  
Bhubaneswar 751 024  
Tel. : 91 674 232 0032  
Fax : 91 674 232 0100

### Chandigarh

Block A and B, Ground Floor  
DLF Building, Plot No. 2  
Rajiv Gandhi Technology Park Kishangarh  
Chandigarh 160 101  
Tel. : 91 172 502 1100  
Fax : 91 172 504 6222

## India (contd.)

---

*Plot No. 1*  
Rajiv Gandhi Technology Park  
Kishangarh  
Chandigarh 160 101  
Tel. : 91 172 503 8000  
Fax : 91 172 504 6860

### Chennai

138 Old Mahabalipuram Road  
Sholinganallur  
Chennai 600 119  
Tel. : 91 44 2450 9530  
Fax : 91 44 2450 0390

*Mahindra Industrial Park*  
TP 1/1, Central Avenue  
Techno Park SEZ  
Mahindra World City  
Natham Sub Post, Chengelpet  
Kancheepuram District  
Chennai 603 002  
Tel. : 91 44 4741 1111  
Fax : 91 44 4741 5151

### Hyderabad

Survey No. 210  
Manikonda Village  
Lingampally  
Rangareddy (Dist.)  
Hyderabad 500 032  
Tel. : 91 40 6642 0000  
Fax : 91 40 2300 5223

*SEZ Survey No. 41 (pt),50(pt) Pocharam*  
Village,Singapore Township PO,  
Ghatkesar Mandal, Rangareddy  
District,Hyderabad 500088.  
Tel. : 040 40600000  
Fax : 040 666341356

### Mangalore

Kuloor Ferry Road, Kottara  
Mangalore 575 006  
Tel. : 91 824 245 1485  
Fax : 91 824 245 1504

*Kamblapadavu*  
Kurnad Post, Pajeeru Village  
Bantwal Taluk 574 153  
Dakshina Kannada (Dist.)  
Tel. : 91 824 228 4492  
Fax : 91 824 228 4491

### Mumbai

85, 'C', Mittal Towers  
8th Floor, Nariman Point  
Mumbai 400 021  
Tel. : 91 22 2284 6490  
Fax : 91 22 2284 6489

### Mysore

No. 350, Hebbal  
Electronics City  
Mysore 570 027  
Tel. : 91 821 240 4101  
Fax : 91 821 240 4200

### Gurgaon

Infosys Limited  
7th Floor, Tower-B  
Unitech cyber park  
Gurgaon – 122001  
Tel. : 124 3922000  
Fax : 124 4004356

### Pune

Plot No. 1, Rajiv Gandhi Infotech Park,  
Hinjawadi, Taluka Mulshi, Pune 411 057  
Tel. : 91 20 2293 2800  
Fax : 91 20 2293 2832

### Plot No. 24/2

Rajiv Gandhi Infotech Park  
Phase II, Village Maan  
Taluka Mulshi, Pune 411 057  
Tel. : 91 20 3982 7000  
Fax : 91 20 3982 8000

### Plot No. 24 / 3

Rajiv Gandhi Infotech Park  
Phase II, Village Maan  
Taluka Mulshi, Pune 411 057  
Tel. : 91 20 3982 7000  
Fax : 91 20 3982 8000

### Thiruvananthapuram

3rd Floor, Bhavani Technopark  
Thiruvananthapuram 695 581  
Tel. : 91 471 398 2222  
Fax : 91 471 270 0889

*Plot No. 1,*  
*Technopark Campus II, Attipara Village*  
Thiruvananthapuram 695 581  
Tel. : 91 471 398 2222  
Fax : 91 471 270 0889

### Jaipur

3rd and 4th Floor of Building No. 1Plot No.  
IT-A-001-A1, Mahindra World City (SEZ)  
Village Kalwara,  
Tehsil Sanganer Jaipur –  
Ajmer Road District Jaipur, Rajasthan.  
Tel. : 91 0141 395 6000  
Fax : 91 0141-395 6100

## North America

---

### Canada

#### Calgary

Suite 1000, 888-3rd Street SW  
Bankers Hall,West Tower  
Calgary, AB T2P 5C5  
Tel. : 1 403 444 6896  
Fax : 1 403 444 6699

#### Montreal

1000 de la Gauchetiere Street west  
Suite 2400  
Montreal QC Canada H3B 4W5  
Tel. : +1 514 448 2157  
+1 514 448 7471  
Fax : +1 514 448 5101

#### Toronto

5140 Yonge Street  
Suite 1400 Toronto  
Ontario, M2N 6L7  
Tel. : 1 416 224 7400  
Fax : 1 416 224 7449

### United States

#### Atlanta

3200 Windy Hill Road  
Suite 100 - W, Atlanta GA 30339  
Tel. : 1 770 799 1860  
Fax : 1 770 799 1861

#### Bellevue

3326 160th Avenue SE  
Suite 300, Bellevue  
WA 98008  
Tel. : 1 425 256 6200  
Fax : 1 425 256 6201

## South Africa

---

### Johannesburg

West Towers,  
2nd Floor,  
Maude Street,  
Sandton,  
Johannesburg,2195  
South Africa  
Tel. : +27 (0) 11 881 5600  
Fax : +27 (0) 11 881 5611

### Bentonville

2700 SE 'S' Street, Suite 200  
Bentonville, AR 72712  
Tel. : 1 479 271 4600  
Fax : 1 479 271 4601

### Bridgewater

400 Crossing Boulevard  
Suite 101, Bridgewater  
NJ 08807  
Tel. : 1 908 450 8200  
Fax : 1 908 450 8201

### Charlotte

13777 Ballantyne Corporate PL  
Suite 250, Charlotte, NC 28277  
Tel. : 1 704 972 0320  
Fax : 1 704 972 0311

### Dalaware

1000 N West Street  
Suite 1200  
Wilmington, DW 19801  
Tel. : 302 295 4910  
Fax : 302 295 4801

### Fremont

6607 Kaiser Drive  
Fremont, CA 94555  
Tel. : 1 510 742 3000  
Fax : 1 510 742 3090

### Hartford

95 Glastonbury Blvd  
Glastonbury, CT 06033  
Tel. : 1 860 494 4139  
Fax : 1 860 494 4140

## New Zealand

---

### Auckland

Level 7, 92 Albert Street  
Auckland NZ 1010  
PO Box 91397 Victoria St West  
Auckland NZ 1142  
Tel. : +64 9 301 9900  
Fax : +64 9 365 1713

### Houston

6002 Rogerdale  
Suite 550  
Houston, TX 77072  
Tel. : 1 281 493 8698  
Fax : 1 281 493 8601

### Lisle

2300 Cabot Drive  
Suite 250, Lisle  
IL 60532  
Tel. : 1 630 482 5000  
Fax : 1 630 505 9144

### Minneapolis

80 South, 8th Street  
Suite 900  
Minneapolis, MN 55402  
Tel. : 1 612 349 5258  
Fax : 1 510 248 2022

### New York

630 Fifth Avenue  
Suite 1600, Rockefeller Center  
New York, NY 10111  
Tel. : 1 646 254 3100  
Fax : 1 646 254 3101

### Phoenix

10835 N 25th Avenue  
Suite 200, Phoenix  
AZ 85029  
Tel. : 1 480 655 3598  
Fax : 1 480 655 3501

### Plano

6100, Tennyson Parkway  
Suite 200, Plano  
TX 75024  
Tel. : 1 469 229 9400  
Fax : 1 469 229 9598

### Quincy

Two Adams Place  
Quincy, MA 02169  
Tel. : 1 781 356 3100  
Fax : 1 781 356 3150

### Reston

12021 Sunset Hills Road  
Suite 340, Reston  
VA 20190  
Tel. : 1 703 234 3798  
Fax : 1 703 234 3701

### Southfield

3000 Town Center  
Suite 2850  
Southfield, MI 48075  
Tel. : 1 248 603 4300  
Fax : 1 248 208 3315

### Wellington

Level 7, 16 Willis Street  
PO Box 11289,  
Manners Street,  
Wellington, New Zealand.  
Tel. : +64 4 470 9300  
Fax : +64 4 472 4616



# Global presence – Subsidiaries of Infosys Limited

## Infosys Technologies (Australia) pty Limited

### Australia

#### Brisbane

Level 14, 116 Adelaide Street Brisbane  
QLD 4000  
Tel. : 61 7 3231 9800  
Fax : 61 7 3231 9899

#### Melbourne (Head Office)

Level 5, 818 Bourke Street  
Docklands VIC 3008  
P. O. Box 528  
Collins Street West  
Melbourne VIC 8007  
Tel. : 61 3 9860 2000  
Fax : 61 3 9860 2999

#### Melbourne (Lonsdale Street)

Level 21  
150 Lonsdale Street  
Melbourne VIC 3000  
P. O. Box 528  
Collins Street West  
Melbourne VIC 8007  
Tel. : +61 3 9860 2000  
Fax : +61 3 9860 2997

#### Perth

Level 18, Central Park Building  
152-158 St Georges Terrace,  
Perth WA 6000  
Tel. : 61 8 9288 1750  
Fax : 61 8 9288 1753

#### Sydney

Level 3, 77 Pacific Highway  
North Sydney NSW 20060  
P. O. Box 1885  
North Sydney NSW 2060  
Tel. : 61 2 8912 1500  
Fax : 61 2 8912 1555

## Infosys Tecnologia do Brasil Ltda

### Brazil

Rua Da Paisagem,220  
Edificio Lumiere, Andar: 5 E 6  
Vila Da Serra, Nova Lima  
Minas Gerais -CEP 34.000-000-Brazil  
Tel. : 55 31 33068900  
Fax : 55 31 33068901

## Infosys Technologies (China) Co. Limited

### Beijing

No. 8 Guang Hua Road  
Room 1501 Building 2. ChaoYang District  
Beijing, China  
Tel. : 010-57335000  
Fax : 010-57335001

### Dalian

No. 1001-1006, No. 1 Hui Xian Garden  
Dalian Hi-Tech Industry Park  
Dalian, China  
Tel. : 86 21 58843000  
Fax : 86 21 58843001

### Hangzhou

Bldg A2, No. 301 Binxing Road Binjiang  
District  
Hangzhou 310052  
Tel. : 86 571 87930030  
Fax : 86 571 87930001

### Shanghai

Bldg A, No. 6, 3158 Long Dong Road,  
Zhangjiang Hi-Tech Park,  
Shanghai 201203  
Tel. : 86 21 58843000  
Fax : 86 21 58843006

## Infosys Technologies (Shanghai) Co. Limited

Room 401, 501, Building 5  
No. 555 Dong Chuan Road,  
Min Hang District,  
Shanghai, China  
Tel. : 86 21 58843000  
Fax : 86 21 58842001

## Infosys Technologies S. de R L. de C. V.

### Mexico

Corporativo Santa Maria  
Boulevard Diaz  
Ordaz Numero 130  
Monterrey, Mexico CP 64650  
Tel. : 521 81 8850 9300  
Fax : 521 81 8850 9301

## Subsidiary of Infosys Consulting Inc

## Infosys Consulting India Limited

Plot No.26-A, Ground Floor  
Electronic City, Hosur Road,  
Bangalore 560 100  
Tel. : 91 80 6688 1144  
Fax : 91 80 6688 2140

## Infosys BPO Limited

### Australia - Melbourne

Level 5, 818, Bourke Street  
Docklands VIC 3008  
P. O. Box 528  
Collins Street West  
Melbourne VIC 8007  
Tel. : 61 3 9860 2000  
Fax : 61 3 9860 2999

### Canada - Toronto

5140, Yonge Street  
Suite 1400  
Toronto ON M2N 6L7  
Tel. : 416 224 7400

## Infosys BPO Limited (contd.)

### India - Bangalore

Electronics City, Hosur Road  
Bangalore 560 100  
Tel. : 91 80 2852 2405  
Fax : 91 80 2852 2411

#### Salarpuria Infozone

Wing A, No. 39 (P)  
41 (P) and 42 (P)  
Electronic City, Hosur Road  
Bangalore 560100  
Tel. : 91 80 4067 0035  
Fax : 91 80 4067 0034

#### 27, SJR Towers

Bannerghatta Road  
J. P. Nagar, III Phase  
Bangalore 560 078  
Tel. : 91 80 5103 2000  
Fax : 91 80 2658 8676

### India - Chennai

Temple Steps 6th and 7th Floor  
No. 184, Annasalai Saidapet  
Chennai 600 015  
Tel. : 91 44 6600 7000  
Fax : 91 44 6600 7005

#### Unit of Ramanujam IT city SEZ,

Hardy towers,  
3rd & 4th floor, TRIL infopark ltd,  
Taramani, Rajivgandhi Salai (OMR)  
Chennai -600113.  
Tel. : 044 66855111  
Fax : 044 66855107

### India - Gurgaon

7th floor Tower A, B and C  
Building No. 6  
DLF Cyber City  
Developer Limited  
Special Economic Zone  
Sector 24 and 25 DLF PH-3  
Gurgaon  
Tel. : 91 124 4583 700  
Fax : 91 124 4583 701

### India - Jaipur

Plot No. E-142-143  
Sitapura Industrial Area  
Jaipur 302022  
Tel. : 91 141 2771 325  
Fax : 91 141 2771 325

#### IT-A-001

Mahindra World City  
Special Economic Zone  
Village Kalwara  
Tahsil Sanganer  
Jaipur 302029  
Tel. : 91 141 3956 000  
Fax : 91 141 3956 100

### India - Pune

Plot No. 1, Building No. 4  
Pune Infotech Park  
Hinjawadi, Taluka Mulshi  
Pune 411 057  
Tel. : 91 20 2293 2900  
Fax : 91 20 2293 4540

#### Plot No. 24/2

Rajiv Gandhi Infotech Park  
Phase II, Village Maan  
Taluka Mulshi, Pune 411 057  
Tel. : 91 20 2293 2800  
Fax : 91 20 2293 4540

#### Plot No. 24 / 3,

Rajiv Gandhi Infotech Park  
Phase II, Village Maan  
Taluka Mulshi  
Pune 411 057  
Tel. : 91 20 4023 2001  
Fax : 91 20 3981 5352

### Philippines

2nd and 3rd Floor  
Trade Hall Metro  
Market, Bonifacio Global City  
Fort Bonifacio Taguig City  
Metro Manila, Philippines  
Tel. : 632 856 3319  
Fax : 632 856 3320

#### 5th,6th,7th and 12th Floor

Site 3, Vector 2 Building,  
Northgate Cyberzone,  
Filinvest Corporate City,  
Alabang, Muntinlupa City  
Philippines  
Tel. : +632 8230134  
Fax : +632 6590223

### United Kingdom

14th Floor  
10 Upper Bank Street  
Canary Wharf  
London E14 5NP  
Tel. : 44 20 7715 3388  
Fax : 44 20 7715 3301

### United States – Atlanta

3200 Windy Hill Rd, Suite 100-W  
Atlanta, GA 30339  
Tel. : 770 799 1958  
Fax : 770 799 1861

### United States - Bridgewater

400 Crossing Boulevard  
1st Floor, Bridgewater  
NJ 08807  
Tel. : 1 908 450 8209  
Fax : 1 908 842 0284

# Global presence – Subsidiaries of Infosys BPO Limited

---

## **Infosys BPO s.r.o**

Czech Republic  
Holandska 9,63900, Brno  
Tel. : 420 542 212406  
Fax : 420 543 236349

## **Infosys BPO Poland Sp.Z o.o.**

Al. Pilsudskiego 22 90-051  
Lodz, Poland  
Tel. : 48 42 291 8000  
Fax : 48 42 291 8081

## **UL. Gdanska 47**

90-729 Lodz, Poland  
Tel. : 48 42 291 8205  
Fax : 48 42 291 80 73

## **McCamish Systems LLC**

6425 Powers Ferry Road  
3rd Floor  
Atlanta, GA 30339  
Tel. : 1 800 366 0819  
Fax : 1 770 690 1800

## **Portland Group Pyt Ltd**

### *Sydney*

Level 8, 68 Pitt St  
Sydney NSW 2000 Australia  
Tel. : +61 2 9210 4399  
Fax : +61 2 9210 4398

### *Melbourne*

Suite 602, 10 Yarra St  
South Yarra VIC 3141 Australia  
Tel. : +61 3 8825 3899  
Fax : +61 3 8825 3898

### *Brisbane*

L18, Brisbane Club Tower  
241 Adelaide St  
Brisbane QLD 4000 Australia  
Tel. : +61 7 3009 8100  
Fax : +61 7 3009 8123

### *Perth*

Level 1, 99 St Georges Terrace  
Perth WA 6000 Australia  
Tel. : +61 8 9254 9313  
Fax : +61 8 9254 9388

## **Subidiary of Portland Group Pyt Ltd**

## **Portland Procurement Services Pyt Ltd**

### *Sydney*

Level 8, 68 Pitt St  
Sydney NSW 2000 Australia  
Tel. : +61 2 9210 4399  
Fax : +61 2 9210 4398

### *Melbourne*

Suite 602, 10 Yarra St  
South Yarra VIC 3141 Australia  
Tel. : +61 3 8825 3899  
Fax : +61 3 8825 3898

### *Brisbane*

L18, Brisbane Club Tower  
241 Adelaide St  
Brisbane QLD 4000 Australia  
Tel. : +61 7 3009 8100  
Fax : +61 7 3009 8123

### *Perth*

Level 1, 99 St Georges Terrace  
Perth WA 6000 Australia  
Tel. : +61 8 9254 9313  
Fax : +61 8 9254 9388

## **INFOSYS PUBLIC SERVICES INC**

---

### **Plano**

6100, Tennyson Parkway  
Suite 200, Plano  
TX 75024  
Tel. : 1 469 229 9400  
Fax : 1 469 229 9598