

Additional information

At a glance – Indian GAAP (Standalone Financials)

in ₹ crore, except per share data

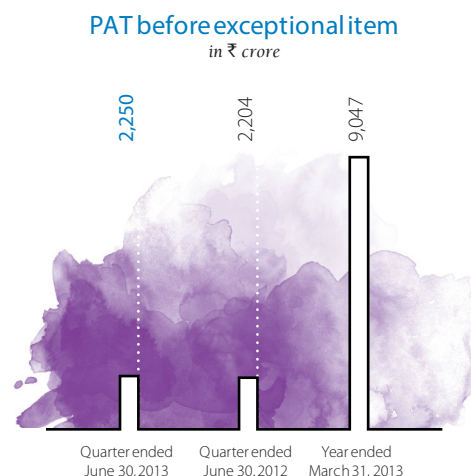
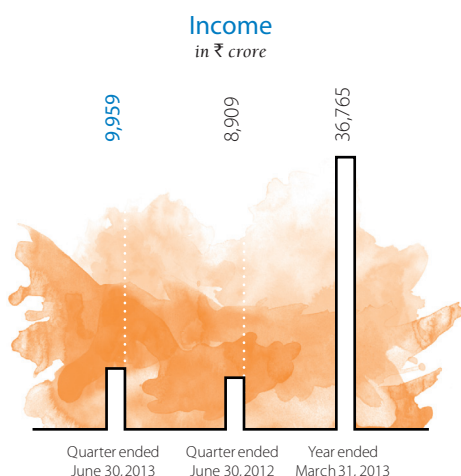
	Quarter ended June 30, 2013	Quarter ended June 30, 2012	Year ended March 31, 2013
For the period			
Revenue ⁽¹⁾	9,959	8,909	36,765
Profit after tax (PAT) before exceptional item, net of taxes	2,250	2,204	9,047
Profit after tax	2,250	2,204	9,116
Profit after tax (PAT) before exceptional item, net of taxes / revenue (%)	22.59	24.74	24.61
Profit after tax (PAT) / revenue (%)	22.59	24.74	24.80
Earnings per share (par value ₹ 5/- each) ⁽²⁾			
Basic (₹)	39.19	38.38	157.55
Diluted (₹)	39.19	38.38	157.55
Earnings per share after exceptional item (par value ₹ 5/- each)			
Basic (₹)	39.19	38.38	158.76
Diluted (₹)	39.19	38.38	158.76
Capital expenditure	415	392	1,847
Dividend per share (₹)			
Interim dividend	–	–	15
Final dividend	–	–	27
Dividend amount (including dividend tax)			
Interim dividend	–	–	1,002
Final dividend	–	–	1,813
At the end of the period			
Total assets	44,532	36,899	43,028
Fixed assets – net	5,705	4,863	5,588
Liquid assets, including cash and cash equivalents, liquid mutual funds, certificates of deposit, and tax-free bonds	22,317	19,387	22,289
Net current assets	28,000	24,419	25,945
Debt	–	–	–
Net worth	38,309	31,961	36,059
Share capital	287	287	287
Market capitalization ⁽³⁾	1,43,493	1,44,086	1,65,917

Note: The previous period figures have been regrouped / reclassified, wherever necessary, to conform to the current presentation

⁽¹⁾ Represents income from software services and products

⁽²⁾ Before exceptional item

⁽³⁾ Market capitalization is calculated by considering the share price at the National Stock Exchange of India Limited on the shares outstanding at the period / year end



Ratio analysis

	Quarter ended June 30, 2013	Quarter ended June 30, 2012	Year ended March 31, 2013
Financial performance (%)			
Export revenue / revenue	97.06	97.87	97.73
Domestic revenue / revenue	2.94	2.13	2.27
Software development expenses / revenue	61.14	57.51	58.92
Gross profit / revenue	38.86	42.49	41.08
Selling and marketing expenses / revenue	5.44	4.77	5.09
General and administration expenses / revenue	5.68	6.26	6.03
Selling and marketing, general and administration expenses / revenue	11.12	11.03	11.12
Aggregate employee costs / revenue	55.90	53.49	54.21
Operating profit (PBIDTA) / revenue	27.74	31.45	29.96
Depreciation and amortization / revenue	2.51	2.40	2.60
Operating profit after depreciation and amortization and interest / revenue	25.23	29.05	27.36
Other income / revenue	5.65	5.15	6.02
Profit before exceptional item and tax / revenue	30.89	34.20	33.39
Profit before tax (PBT) / revenue	30.89	34.20	33.61
Tax / revenue	8.29	9.46	8.82
Effective tax rate – Tax (excluding tax on exceptional item) / PBT before exceptional item	26.85	27.67	26.29
Effective tax rate – Tax / PBT	26.85	27.67	26.23
Profit after tax (PAT) before exceptional item, net of taxes / revenue	22.59	24.74	24.61
Profit after tax (PAT) / revenue	22.59	24.74	24.80
Balance sheet			
Debt-equity ratio	–	–	–
Current ratio	5.69	6.01	4.82
Day's sales outstanding (Days)	70	70	63
Liquid assets / total assets (%) ⁽¹⁾	50.11	52.54	51.80
Liquid assets / revenue (%) ⁽¹⁾	59.02	58.29	60.63
Capital expenditure / revenue (%)	4.95	4.41	5.02
Operating cash flows / revenue (%)	17.42	17.38	18.88
Depreciation and amortization / average gross block (%) ⁽²⁾	13.82	12.10	13.96
Technology investment / revenue (%)	2.94	2.71	3.33
Return			
PAT before exceptional item, net of taxes / average net worth (%)	25.88	29.37	27.49
PAT / average net worth (%)	26.08	31.04	27.70
Return On Capital Employed (ROCE) (profit before interest and taxes (PBIT) before exceptional item, net of taxes / Average Capital Employed) (%) ⁽¹⁾	35.02	40.76	37.30
Return on average invested capital before exceptional item, net of taxes (%) ⁽¹⁾	53.84	62.12	64.94
Capital output ratio	1.08	1.14	1.12
Invested capital output ratio ⁽¹⁾	2.65	2.84	3.11
Year-on-year growth (%)			
Overseas revenue	10.86	29.96	17.76
Revenue	11.79	29.02	17.63
Operating profit before depreciation	(1.39)	35.10	9.48
Net profit before exceptional item, net of taxes	2.09	33.25	13.29
Net profit after exceptional item	2.09	33.25	7.63
Basic earning per share (EPS) before exceptional item	2.11	33.26	13.29
Basic EPS after exceptional item	2.11	33.26	7.63
Per share			
Basic EPS before exceptional item (₹)	39.19	38.38	157.55
Basic EPS after exceptional item (₹)	39.19	38.38	158.76
Basic cash EPS before exceptional item (₹)	43.54	42.11	174.21
Basic cash EPS after exceptional item (₹)	43.54	42.11	175.41
Price / earnings, end of the year, before exceptional item	15.78	16.88	18.34
Price / cash earnings, end of the year, before exceptional item	14.23	15.41	16.59
PE / EPS growth before exceptional item	7.48	0.51	1.38
Book value (₹)	667.13	556.59	627.95
Price / book value, end of the year	3.75	4.51	4.60
Dividend per share (par value of ₹ 5) (₹)	–	–	42
Dividend (%)	–	–	840

Note: The ratio calculations are based on standalone Indian GAAP financial statements.

The previous period figures have been regrouped / reclassified, wherever necessary, to conform to the current presentation.

⁽¹⁾ Liquid assets include cash and cash equivalents, investments in liquid mutual funds, certificates of deposit, and tax-free bonds.

⁽²⁾ The gross block excludes land (non-depreciable asset).

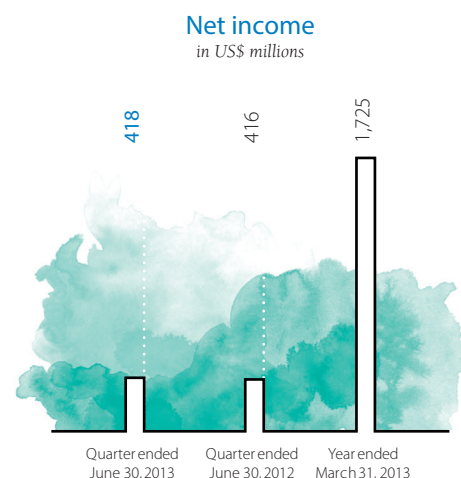
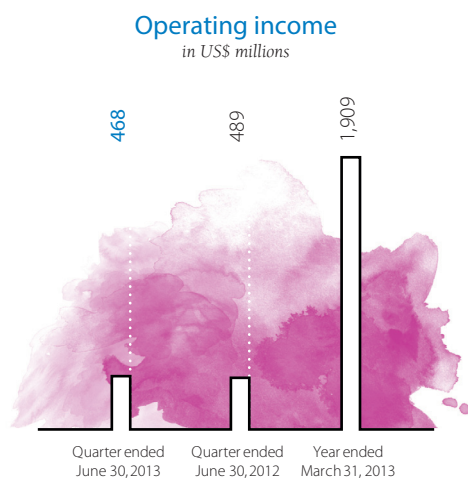
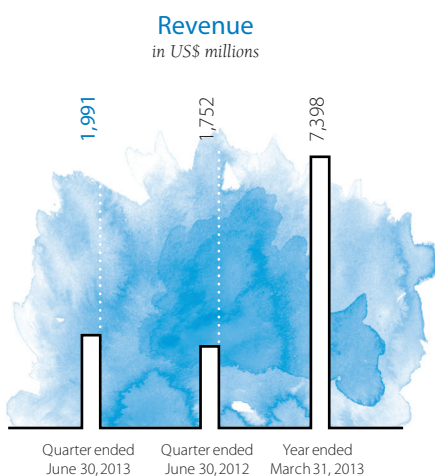
At a glance – IFRS USD (Consolidated)

in US\$ millions, except per share data

	Quarter ended June 30, 2013	Quarter ended June 30, 2012	Year ended March 31, 2013
For the period			
Revenue	\$1,991	\$1,752	\$7,398
Operating profit	468	489	1,909
Operating profit / revenue (%)	23.51	27.91	25.80
Net profit	418	416	1,725
Net profit / revenue (%)	20.99	23.74	23.32
Basic earnings per equity share (\$)	0.73	0.73	3.02
Cash dividend per equity share (\$)	0.50	0.58	0.86
Capital expenditure	\$87	\$80	\$382
At the end of the period			
Total assets	\$8,130	\$7,116	\$8,539
Property, plant and equipment	1,124	1,009	1,191
Liquid assets ⁽¹⁾	3,968	3,704	4,341
Working capital	4,964	4,585	5,347
Equity	6,832	6,057	7,331
Share capital	64	64	64
Market capitalization ⁽²⁾	\$24,161	\$25,905	\$30,561

⁽¹⁾ Liquid assets include cash and cash equivalents, the current portion of available-for-sale financial assets, certificates of deposit, and investments in government bonds.

⁽²⁾ Market capitalization is calculated by considering the share price at the National Stock Exchange of India Limited on the shares outstanding at the period / year end.



At a glance – IFRS INR (Consolidated)

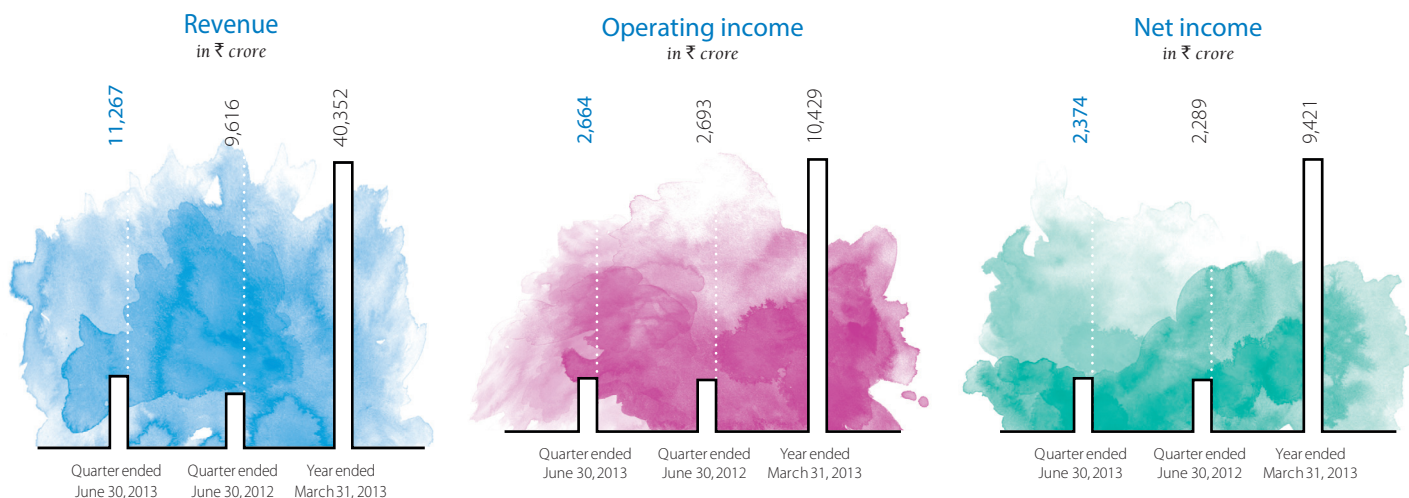
in ₹ crore, except per share data

	Quarter ended June 30, 2013	Quarter ended June 30, 2012	Year ended March 31, 2013
For the period			
Revenues	11,267	9,616	40,352
Operating profit	2,664	2,693	10,429
Operating profit / revenue (%)	23.64	28.01	25.85
Net profit	2,374	2,289	9,421
Net profit / revenues (%)	21.07	23.80	23.35
Basic earnings per equity share (₹)	41.54	40.06	164.87
Cash dividend per equity share (₹)	27	22	37
Special dividend – 10 years of Infosys BPO's operations	–	10	10
Capital expenditure	491	438	1,928
At the end of the period			
Total assets	48,283	39,574	46,351
Property, plant and equipment	6,678	5,614	6,468
Liquid assets ⁽¹⁾	23,568	20,596	23,571
Working capital	29,475	25,499	29,027
Equity	40,575	33,687	39,797
Share capital	286	286	286
Market capitalization ⁽²⁾	1,43,493	1,44,086	1,65,917

⁽¹⁾ Liquid assets include cash and cash equivalents, the current portion of available-for-sale financial assets and certificates of deposit, and investments in government bonds.

⁽²⁾ Market capitalization is calculated by considering the share price at the National Stock Exchange of India Limited on the shares outstanding at the period / year end.

The Securities and Exchange Board of India (SEBI) had on November 9, 2009 issued a press release permitting listed entities having subsidiaries to voluntarily submit the consolidated financial statements as per IFRS. Further, SEBI issued a circular, dated April 5, 2010, wherein the Listing Agreement has been modified to this effect from March 31, 2010. Consequent to this, the company has voluntarily prepared and published audited consolidated IFRS Financial Statements for the quarter ended June 30, 2013.



Shareholder information

1. Registered office

Electronics City, Hosur Road, Bangalore 560 100, India

Tel.: +91 80 2852 0261, Fax: +91 80 2852 0362

Homepage: www.infosys.com

2. Listing on stock exchanges

In India: The Bombay Stock Exchange Limited (BSE), and the National Stock Exchange of India Ltd. (NSE)

Outside India: New York Stock Exchange (NYSE), NYSE Euronext London, and Paris.

3. Par value of equity shares

₹5/- each fully paid-up

4. Registrar and share transfer agent

Share transfers in physical form and other communication regarding share certificates, dividends, change of address, etc. may be addressed to:

Karvy Computershare Private Limited,

Plot No.17 to 24, Near Image Hospital, Vittalrao Nagar, Madhapur, Hyderabad - 500 081, India

Tel.: +91 40 2342 0818, Fax: +91 40 2342 0814

5. Stock market data relating to shares listed in India

- The company's market capitalization is included in the computation of the BSE-30 Sensitive Index (Sensex), the BSE Dollex and the S&P CNX NIFTY Index.
- The monthly high and low quotations as well as the volume of shares traded at the BSE and the NSE for the quarter ended June 30, 2013 are:

	BSE			NSE			Total Volume (BSE & NSE) (No.)
	High (₹)	Low (₹)	Volume (No.)	High (₹)	Low (₹)	Volume (No.)	
April 2013	2,970.15	2,212.30	57,51,022	2,969.05	2,212.00	4,35,91,396	4,93,42,418
May	2,407.60	2,286.90	15,63,351	2,411.70	2,286.70	1,83,61,228	1,99,24,579
June	2,513.95	2,366.90	16,49,998	2,514.10	2,369.10	1,96,15,964	2,12,65,962
Total			89,64,371			8,15,68,588	9,05,32,959
Volume traded / average outstanding shares (%)	Q1 FY 2014		1.79			16.24	18.03
	Q1 FY 2013		2.12			17.52	19.64

The number of shares outstanding is 50,21,86,189. American Depository Shares (ADSs) have been excluded for the purpose of this calculation.

6. Share transfer system

Shares sent for physical transfer are effected after giving a notice of 15 days to the seller for a sale confirmation.

The total number of shares transferred in physical form during the quarter ended June 30, 2013 was nil (quarter ended June 30, 2012 – nil).

7. Investor services – complaints received

Nature of complaints	Quarter ended June 30, 2013		Quarter ended June 30, 2012	
	Received	Attended to	Received	Attended to
Dividend / annual report-related	335	335	186	186

The company has attended to most of the investors' grievances / correspondences within a period of 10 days from the date of receipt of the same, during the quarter ended June 30, 2013, except in cases that are constrained by disputes or legal impediments.

8. Legal proceedings

There are some pending cases relating to disputes over the title to shares, in which the company has been made a party. However, these cases are not material in nature.

9. Categories of shareholders as on June 30, 2013

Category	No. of shareholders	Voting strength (%)	No. of shares held
PROMOTER HOLDING			
Indian promoters	19	16.04	9,20,85,078
NON-PROMOTER HOLDING			
Institutional investors			
Mutual funds	341	5.47	3,14,01,072
Banks, financial institutions and insurance companies	226	12.80	7,35,34,737
Foreign institutional investors	745	39.55	22,71,32,629
Others			
Private corporate bodies	3,233	0.45	26,10,752
Indian public	4,26,644	11.31	6,49,22,295
Non-resident Indians / overseas corporate bodies	8,110	1.24	71,06,602
Trusts	51	0.59	33,93,022
Qualified foreign investor – corporate	1	0.00	2
Total	4,39,370	87.45	50,21,86,189
Equity shares underlying American Depository Shares ⁽¹⁾	1	12.55	7,20,49,977
Total	4,39,371	100.00	57,42,36,166

⁽¹⁾ Held by beneficial owners outside India.

10. Financial calendar (tentative and subject to change)

Financial results	
Quarter and year ending September 30, 2013	October 11, 2013
Quarter and year ending December 31, 2013	January 14, 2014
Quarter and year ending March 31, 2014	April 15, 2014
Annual general meeting for the year ending March 31, 2014	June 14, 2014

11. Investors' correspondence

For queries relating to financial statements :	For investor correspondence :	For queries relating to shares / dividends / compliances :
Mr. Rajiv Bansal <i>Chief Financial Officer</i> Infosys Limited, Electronics City, Hosur Road, Bangalore 560 100, India Tel. : +91 80 2852 1705, Fax: +91 80 2852 0754 E-mail : rajivbansal@infosys.com	Mr. Sandeep Mahindroo <i>Principal - Investor Relations</i> Infosys Limited, 630 Fifth Avenue, Suite 1600, New York, NY 10111 Tel. : +1 646 254 3133, Fax: +1 646 254 3101 E-mail : sandeep_mahindroo@infosys.com	Mr. Parvatheesam K. <i>Chief Risk Officer & Company Secretary</i> Infosys Limited, Electronics City, Hosur Road, Bangalore 560 100, India Tel. : +91 80 4116 7910, Fax: +91 80 2852 0754 E-mail : parvatheesam_k@infosys.com

12. Stock exchange codes

Reuters Code	Bloomberg code	Exchange
INFY.BO (BSE)	INFO IN (BSE)	500209
INFY.NS (NSE)	NINFO IN (NSE)	INFY
INFY.N (NYSE)	INFY: US	INFY

13. Stock market data relating to American Depository Shares (ADSs)

- ADS listed at: The NYSE, NYSE Euronext London and Paris stock exchanges
- Ratio of ADS to equity shares: One ADS for one equity share
- ADS symbol: INFY
- The American Depository Shares issued under the ADS program of the company were listed on the NASDAQ National Market in the U.S. on March 11, 1999. During the year, we withdrew the listing of our ADSs from NASDAQ, and listed the same in the New York Stock Exchange. The delisting and listing is motivated by a desire to leverage the NYSE-Euronext partnership to seek listings in some of the European exchanges such as Paris and London, which are home to many of our investors, clients and employees. With effect from December 12, 2012, we transferred the listing of our ADSs from the NASDAQ to the NYSE. Also, the Company began trading its American Depository Shares (ADSs) on NYSE Euronext's (NYSE) London and Paris markets on February 20, 2013. The Paris listing is on the NYSE Euronext Paris Professional Segment and is addressed to qualified investors. The monthly high and low quotations, as well as the volume of ADSs traded at the NYSE, NYSE Euronext London and Paris stock exchanges for the quarter ended June 30, 2013, are:

	High		Low		Volume
	\$	₹	\$	₹	
April 2013	54.34	2,924.04	40.10	2,157.78	68,034,356
May	43.95	2,483.18	41.45	2,341.93	35,254,760
June	43.68	2,594.16	39.21	2,328.68	33,671,465
Total					136,960,581

The monthly high and low quotations, as well as the volume of ADSs traded on the NYSE Euronext Paris stock exchange for the quarter ended June 30, 2013, are:

	High		Low		Volume
	€	₹	€	₹	
April 2013	-	-	-	-	-
May	-	-	-	-	-
June	33.03	2,563.13	29.61	2,297.74	175
Total					175

Note: 1 ADS = 1 equity share. EUR has been converted into Indian rupees at the monthly closing rates. The number of ADSs outstanding as on June 30, 2013 was 72,049,977. The percentage of volume traded to the total float was 190.09%.

14. ECS mandate

The Company has received complaints regarding the non-receipt of dividend warrants. All shareholders are requested to update their bank account details with their respective depositories. This would enable the Company to service its investors better.

15. Change of address

The Company has received complaints regarding the non-receipt of dividend warrants and other corporate communications. All shareholders are requested to update their current address with their respective depositories immediately. This would enable the company to service its investors better.

Global presence – Infosys Limited

Asia Pacific

Hong Kong

01-03, 66/F
The Center,
99 Queen's Road Central
Hong Kong
Tel.: 852 3965 3350
Fax: 852 3965 3222

Japan

Izumi Garden Wing 2F
1-6-3, Roppongi, Minato-ku
Tokyo 106 0032
Tel.: 81 3 5545 3251
Fax: 81 3 5545 3252

Regus Hirokoji Garden Avenue Centre
4th FL. Hirokoji Garden Avenue 4-24-16
Meieki Nakamura-ku Nagoya city, Aichi
JAPAN 450-0002
Tel.: 81 52 856 9535
Fax: 81 52 856 9501

Europe

Belgium

Regus Park Atrium
11, Rue des Colonies / Kolonienstraat
B 1000 Brussels
Tel.: 32 2 517 62 30
Fax: 32 2 517 67 00

Czech Republic

Regus Business Center
Prague Stock Exchange
Rybna Street 682 / 14
11005 Prague 1
Tel.: 420 222 191 387
Fax: 420 222 191 700

Denmark

Regus Copenhagen
Larsboernsstraede 3
1454 Copenhagen
Tel.: 45 33 3772 94
Fax: 45 33 3243 70

Finland

Regus Mannerheimintie 12 B
00100 Helsinki
Tel.: 358 925 166 239
Fax: 358 925 166 100

France

Paris

Tour Opus 12, 4th Floor
77 Esplanade du Général de Gaulle
92 914 Paris La Defense 9
Tel.: 33 1 56 39 12 00
Fax: 33 1 56 39 12 01

Toulouse

7, Avenue Didier Daurat
2nd Floor, Blagnac, 31700 Toulouse
Tel.: 33 5 34 50 92 77
Fax: 33 5 34 50 91 90

India

Bangalore

Electronics City, Hosur Road
Bangalore 560 100
Tel.: 91 80 2852 0261
Fax: 91 80 2852 0362

Infosys – Center Point
Offshore Development Center
Plot No. 26A
Electronics City, Hosur Road
Bangalore 560 100
Tel.: 91 80 2852 0261
Fax: 91 80 2852 0362

Malaysia

Merak Block, Suite B
Persiaran Multimedia
1st Floor Cyberjaya, Kuala
Lumpur 63000
Malaysia.
Tel.: 60 383 203 829

Level 13A -1 Mercu UEM
Jalan Stesen Sentral 5,
Kuala Lumpur Sentral,
Kuala Lumpur 50470.
Tel.: 60 03 2772 1200

Mauritius

4th Floor, B Wing
Ebène Cyber Towers
Reduit, Mauritius
Tel.: 230 401 9200
Fax: 230 464 1318

Singapore

04-01/06,
1 Changi Business Park Crescent,
Singapore 486025
Tel.: 65 6572 8400
Fax: 65 6572 8405

Level 43, Unit 02,
Suntec Tower 2, 9 Temasek Blvd
Singapore – 038989
Tel.: 65 6572 8400
Fax: 65 6572 8400

United Arab Emirates

Dubai

506, Liberty House, DIFC
P. O. Box 506846
Dubai
Tel.: 971 4 508 0200
Fax: 971 4 508 0225

805, Liberty House, DIFC
P. O. Box 506846
Dubai
Tel.: 971 4 508 0200
Fax: 971 4 508 0225

Sharjah

Z3 Office 11, SAIF Zone
P. O. Box 8230, Sharjah
Tel.: 971 6 557 1068
Fax: 971 6 557 3768

Germany

Frankfurt

Opernturm,
Bockenheimer Landstraße 2-4
60306 Frankfurt am Main
Tel.: 49 69 269566 100
Fax: 49 69 269566 200

Munich

Landsberger Strasse 155
80687 Muenchen, Germany
Tel.: 49 89 57959 131
Fax: 49 89 57959 200

Stuttgart

Liebknechtstrasse 33
D 70565 Stuttgart
Tel.: 49 711 7811 570
Fax: 49 711 7811 571

Walldorf

Partner Port
Altrottstr. 31, 69190 Walldorf
Tel.: 49 6227 73 4350
Fax: 49 6227 73 4359

Ireland

Regus Pembroke House
30 Pembroke Street Upper
Dublin 2
Tel.: 353 1 234 2470
Fax: 353 1 234 2575

Italy

Infosys Limited Regus,
Via Torino 2, 20123,
Milano, Italy
Tel.: 39 02 7254 6456
Fax: 39 02 7254 6400

Norway

Regus Business Center
Ibsen AS
C. J. Hambrosplass 2C
1st Floor, Oslo 0164
Tel.: 47 22 99 60 42
Fax: 47 22 99 60 10

Russia

4/430, 4.Lesnoy Pereulok,
Moscow 125047
Tel.: 7 495 642 8710
Fax: 7 495 225 8500

Spain

CUZCO IV
Paseo de la Castellana 141-8
28046, Madrid
Tel.: 34 91 572 6584
Fax: 34 91 572 6606

Sweden

Stureplan 4C, 4tr
114 35, Stockholm
Tel.: 46 8 463 1112
Fax: 46 8 463 1114

Switzerland

Basel

Regus Basel City Centre
Innere Margarethenstrasse 5 Basel 4051
Tel.: 41 61 204 4545
Fax: 41 61 204 4500

Geneva

18, Avenue Louis-Casati
1209 Geneva
Tel.: 41 22 747 7894
Fax: 41 22 747 7900

Zurich

Prime Tower
Hardstrasse 201
8005 Zürich
Tel.: 41 44 448 28 00
Fax: 41 44 448 28 80

The Netherlands

World Trade Center
H-Tower, 23rd Floor
Zuidplein 190
1077 XV Amsterdam
Tel.: 31 20 796 5500
Fax: 31 20 796 5501

Regus World Trade Centre,
H Tower 4th Floor, Zuidplein 36,
1077 XV Amsterdam, The Netherlands
Tel.: 31 207997800
Fax: 31 207965501

United Kingdom

London

14th and 15th Floor
10 Upper Bank Street
Canary Wharf
London E 14 5NP
Tel.: 44 20 7715 3300
Fax: 44 20 7715 3301

Regus
Windmill Hill Business Park, Whitehill Way,
Swindon, Wiltshire, SN5 6QR
Tel.: 44 1793 441 453
Fax: 44 2077 153 301

N 403. 405

North block
Manipal Center
Dickenson Road
Bangalore

Bagmane Constructions Pvt. Ltd SEZ,
Mahadevpura, Doddanekundi Village,
Krishnarajapuram Hobli,
Bangalore East Taluk,
Bangalore 560048
Tel.: 91 80 3361 3970

Bhubaneswar

Plot No. E / 4, Info City
Bhubaneswar 751 024
Tel.: 91 674 232 0032
Fax: 91 674 232 0100

Chandigarh

Block A and B, Ground Floor DLF Building,
Plot No. 2 Rajiv Gandhi Technology Park
Kishangarh Chandigarh 160 101
Tel.: 91 172 502 1100
Fax: 91 172 504 6222

India (contd.)

Plot No. 1
Rajiv Gandhi Technology Park
Kishangarh
Chandigarh 160 101
Tel.: 91 172 503 8000
Fax: 91 172 504 6860

Chennai

138 Old Mahabalipuram Road
Sholinganallur
Chennai 600 119
Tel.: 91 44 2450 9530
Fax: 91 44 2450 0390

Mahindra Industrial Park
TP 1/1, Central Avenue
Techno Park SEZ
Mahindra World City
Natham Sub Post, Chengelpet
Kancheepuram District
Chennai 603 002
Tel.: 91 44 4741 1111
Fax: 91 44 4741 5151

Gurgaon

Infosys Limited
7th Floor, Tower-B
Unitech cyber park
Gurgaon – 122001
Tel.: 124 3922000
Fax: 124 4004356

Hyderabad

Survey No. 210
Manikonda Village
Lingampally
Rangareddy (Dist.)
Hyderabad 500 032
Tel.: 91 40 6642 0000
Fax: 91 40 2300 5223

SEZ Survey No. 41 (pt),50(pt) Pocharam Village,
Singapore Township PO,
Ghatkesar Mandal, Rangareddy
District,Hyderabad 500088.
Tel.: 91 40 40600000
Fax: 91 40 66341356

Jaipur

3rd and 4th Floor of Building,
No. 1Plot No. IT-A-001-A1,
Mahindra World City (SEZ)
Village Kalwara,
Tehsil Sanganer Jaipur
Ajmer Road District Jaipur, Rajasthan.
Tel.: 91 0141 395 6000
Fax: 91 0141 395 6100

Mangalore

Kuloor Ferry Road, Kottara
Mangalore 575 006
Tel.: 91 824 245 1485
Fax: 91 824 245 1504

Kamblapadavu

Kurnad Post, Pajeeru Village
Bantwal Taluk 574 153
Dakshina Kannada (Dist.)
Tel.: 91 824 228 4492
Fax: 91 824 228 4491

Mumbai

85, 'C', Mittal Towers
8th Floor, Nariman Point
Mumbai 400 021
Tel.: 91 22 2284 6490
Fax: 91 22 2284 6489

Mysore

No. 350, Hebbal, Electronics City
Mysore 570 027
Tel.: 91 821 240 4101
Fax: 91 821 240 4200

Pune

Plot No. 1, Rajiv Gandhi Infotech Park,
Hinjawadi, Taluka Mulshi, Pune 411 057
Tel.: 91 20 2293 2800
Fax: 91 20 2293 2832

Plot No. 24/3

Rajiv Gandhi Infotech Park
Phase II, Village Maan
Taluka Mulshi, Pune 411 057
Tel.: 91 20 3982 7000
Fax: 91 20 3982 8000

Plot No. 24/3

Rajiv Gandhi Infotech Park
Phase II, Village Maan
Taluka Mulshi, Pune 411 057
Tel.: 91 20 3982 7000
Fax: 91 20 3982 8000

Thiruvananthapuram

3rd Floor, Bhavani Technopark
Thiruvananthapuram 695 581
Tel.: 91 471 398 2222
Fax: 91 471 270 0889
Plot No. 1, Technopark Campus II,
Attipara Village
Thiruvananthapuram 695 581
Tel.: 91 471 398 2222
Fax: 91 471 270 0889

North America

Canada

Calgary

Suite 1000, 888-3rd Street SW
Bankers Hall, West Tower
Calgary, AB T2P 5C5
Tel.: 1 403 444 6896
Fax: 1 403 444 6699

Montreal

1000 de la Gauchetiere Street west
Suite 2400
Montreal QC Canada H3B 4W5
Tel.: 1 514 448 2157, 1 514 448 7471
Fax: 1 514 448 5101

Toronto

5140 Yonge Street
Suite 1400 Toronto
Ontario, M2N 6L7
Tel.: 1 416 224 7400
Fax: 1 416 224 7449

United States

Atlanta

3200 Windy Hill Road
Suite 100 - W, Atlanta
GA 30339
Tel.: 1 770 799 1860
Fax: 1 770 799 1861

Bellevue

3326 160th Avenue SE
Suite 300, Bellevue WA 98008
Tel.: 1 425 256 6200
Fax: 1 425 256 6201

Bentonville

2700 SE 'S' Street, Suite 200
Bentonville, AR 72712
Tel.: 1 479 271 4600
Fax: 1 479 271 4601

Bridgewater

400 Crossing Boulevard
Suite 101, Bridgewater
NJ 08807
Tel.: 1 908 450 8200
Fax: 1 908 450 8201

Charlotte

13777 Ballantyne Corporate PL
Suite 250, Charlotte, NC 28277
Tel.: 1 704 972 0320
Fax: 1 704 972 0311

Dalaware

1000 N West Street
Suite 1200
Wilmington, DW 19801
Tel.: 302 295 4910
Fax: 302 295 4801

Hartford

95 Glastonbury Blvd
Glastonbury, CT 06033
Tel.: 1 860 494 4139
Fax: 1 860 494 4140

Houston

6002 Rogerdale, Suite 550
Houston, TX 77072
Tel.: 1 281 454 0300
Fax: 1 281 454 0301

Jacksonville (Regus)

841 Prudential Drive
12th Floor Jacksonville, FL 32207
Tel.: 904 371 1900

Lisle

2300 Cabot Drive
Suite 250, Lisle IL 60532
Tel.: 1 630 482 5000
Fax: 1 630 505 9144

Milwaukee

10850 West Park Plaza
Suite 800
Milwaukee, WI 53224
Tel.: 414 353 4888
Fax: 414 353 4548

Minneapolis

80 South, 8th Street
Suite 900
Minneapolis, MN 55402
Tel.: 1 612 349 5258
Fax: 1 510 248 2022

Newark

7707 Gateway Blvd
Suite 110
Newark, CA 94560
Tel.: 1 510 742 3000
Fax: 1 510 742 3090

New York

630 Fifth Avenue
Suite 1600, Rockefeller Center
New York, NY 10111
Tel.: 1 646 254 3100
Fax: 1 646 254 3101

Phoenix

10835 N 25th Avenue
Suite 200, Phoenix
AZ 85029
Tel.: 1 480 655 3598
Fax: 1 480 655 3501

Plano

6100, Tennyson Parkway
Suite 200, Plano
TX 75024
Tel.: 1 469 229 9400
Fax: 1 469 229 9598

Quincy

Two Adams Place
Quincy, MA 02169
Tel.: 1 781 356 3100
Fax: 1 781 356 3150

Rockville IPS

800 King farm Boulevard
Suite-505
Rockville, MD 20850
Tel: 301 354 8600
Fax: 301 354 8601

Reston

12021 Sunset Hills Road
Suite 340, Reston
VA 20190
Tel.: 1 703 234 3798
Fax: 1 703 234 3701

Southfield

3000 Town Center, Suite 2850
Southfield, MI 48075
Tel.: 1 248 603 4300
Fax: 1 248 208 3315

South Africa

Johannesburg

West Towers, 2nd Floor,
Maude Street, Sandton,
Johannesburg,2195
South Africa
Tel.: 27 11 881 5600
Fax: 27 11 881 5611

New Zealand

Auckland

Level 7, 92 Albert Street
Auckland NZ 1010
PO Box 91397 Victoria St West
Auckland NZ 1142
Tel.: 64 9 301 9900
Fax: 64 9 365 1713

Wellington

Level 7, 16 Willis Street
PO Box 11289,
Manners Street,
Wellington, New Zealand.
Tel.: 64 4 470 9300
Fax: 64 4 472 4616

Global presence – Subsidiaries of Infosys Limited

Infosys Technologies (Australia) Pty. Limited

Australia

Brisbane

Level 14, 116 Adelaide Street
Brisbane QLD 4000
Tel.: 61 7 3231 9800
Fax: 61 7 3231 9899

Melbourne (Head Office)

Level 5, 818 Bourke Street
Docklands VIC 3008
P. O. Box 528
Collins Street West
Melbourne VIC 8007
Tel.: 61 3 9860 2000
Fax: 61 3 9860 2999

Melbourne (Lonsdale Street)

Level 21
150 Lonsdale Street
Melbourne VIC 3000
P. O. Box 528
Collins Street West
Melbourne VIC 8007
Tel.: 61 3 9860 2000
Fax: 61 3 9860 2997

Perth

Level 18, Central Park Building,
152-158 St Georges Terrace

Sydney

Level 3, 77 Pacific Highway
North Sydney NSW 20060
P. O. Box 1885
North Sydney NSW 2060
Tel.: 61 2 8912 1500
Fax: 61 2 8912 1555

Infosys Technologia do Brasil Ltda

Brazil

Rua Da Paisagem,220
Edifício Lumiere, Andar: 5 E 6
Vila Da Serra, Nova Lima
Minas Gerais -CEP 34.000-000-Brazil
Tel.: 55 31 33068900
Fax: 55 31 33068901

Infosys Technologies (China) Co. Limited

Beijing

Unit 1501,Central Tower,
China Overseas Plaza,
No.8 GuanghuaDongli, Jianguomenwai
Avenue, Chaoyang District Beijing, China
Tel.: 010 57335000
Fax: 010 57335001

Dalian

10/E, Ascendas Software Park Phase 2,
No. 7, Hui Xian Yuan
Dalian Hi-tech Industrial Zone
Dalian, China
Tel.: 86 411 39981001

Hangzhou

Bldg A2, No. 301 Binxing Road Binjiang
District
Hangzhou 310052
Tel.: 86 571 87930030
Fax: 86 571 87930001

Nanjing

Room 1807, 281 North Zhongshan Road,
Gulou district
Nanjing, China

Shanghai

Bldg A, No. 6, 3158 Long Dong Avenue,
Zhangjiang Hi-Tech Park,
Shanghai 201203
Tel.: 86 21 58843000
Fax: 86 21 58843001

Infosys Technologies (Shanghai) Co. Limited

China

Room 401, 501, Building 5
No. 555 Dong Chuan Road,
Min Hang District,
Shanghai, China
Tel.: 86 21 58842003

Infosys Technologies S. de R L. de C. V.

Mexico

Corporativo Santa Maria
Boulevard Diaz, Ordaz Numero 130
Monterrey, Mexico CP 64650
Tel.: 521 81 8850 9300
Fax: 521 81 8850 9301

Mexico City

Citi Center Building
Avenida Insurgentes,
Sur No. 1602, 12th Floor,
Colonia Crédito Constructor
Mexico, Distrito Federal
MexicoCP 03940
Tel.: 52 55 1719 3100
Fax: 52 55 1719 3100

Infosys Consulting India Limited

India

Plot No.26-A, Ground Floor
Electronic City, Hosur Road,
Bangalore 560 100
Tel.: 91 80 6688 1144
Fax: 91 80 6688 2140

Infosys BPO Limited

Australia - Melbourne

Level 5, 818, Bourke Street
Docklands VIC 3008
P. O. Box 528
Collins Street West
Melbourne VIC 8007
Tel.: 61 3 9860 2000
Fax: 61 3 9860 2999

Infosys BPO Limited (contd.) India-

Canada - Toronto

5140, Yonge Street
Suite 1400
Toronto ON M2N 6L7
Tel.: 416 224 7400
Fax: 416 224 7449

India - Bangalore

Electronics City, Hosur Road
Bangalore 560 100
Tel.: 91 80 2852 2405
Fax: 91 80 2852 2411

Salarpuria Infozone

Wing A, No. 39 (P) 41 (P) and 42 (P)
Electronic City, Hosur Road
Bangalore 560100
Tel.: 91 80 4067 0035
Fax: 91 80 4067 0034

27, SJR Towers, Bannerghatta Road
J. P. Nagar, III Phase
Bangalore 560 078
Tel.: 91 80 5103 2000
Fax: 91 80 2658 8676

India - Chennai

Temple Steps 6th and 7th Floor
No. 184, Annasalai Saidapet
Chennai 600 015
Tel.: 91 44 6600 7000
Fax: 91 44 6600 7005

Unit of Ramanujam IT city SEZ,
Hardy towers, 3rd & 4th floor,
TRIL infopark ltd,Taramani,
Rajivgandhi Salai (OMR)
Chennai 600113.
Tel.: 91 44 66855111
Fax: 91 44 66855107

Infosys BPO Limited (contd.) India-

Gurgaon

7th floor Tower A, B and C
Building No. 6 DLF Cyber City
Developer Limited, Special Economic Zone
Sector 24 and 25 DLF PH-3
Gurgaon
Tel.: 91 124 4583 700
Fax: 91 124 4583 701

India - Jaipur

Plot No. E-142-143
Sitapura Industrial Area
Jaipur 302022
Tel.: 91 141 2771 325
Fax: 91 141 2771 325

IT-A-001

Mahindra World City
Special Economic Zone
Village Kalwara, Tahsil Sanganer
Jaipur 302029
Tel.: 91 141 3956 000
Fax: 91 141 3956 100

India - Pune

Plot No. 1, Building No. 4
Pune Infotech Park
Hinjawadi, Taluka Mulshi
Pune 411 057
Tel.: 91 20 2293 2900
Fax: 91 20 2293 4540

Plot No. 24/2

Rajiv Gandhi Infotech Park
Phase II, Village Maan
Taluka Mulshi, Pune 411 057
Tel.: 91 20 2293 2800
Fax: 91 20 2293 4540

Plot No. 24 / 3,

Rajiv Gandhi Infotech Park
Phase II, Village Maan
Taluka Mulshi
Pune 411 057
Tel.: 91 20 4023 2001
Fax: 91 20 3981 5352

Philippines

2nd and 3rd Floor, Trade Hall Metro
Market, Bonifacio Global City
Fort Bonifacio Taguig City
Metro Manila, Philippines
Tel.: 632 729 1111
Fax: 632 729 1111

5th,6th,7th and 12th Floor

Site 3, Vector 2 Building,
Northgate Cyberzone,
Filinvest Corporate City,
Alabang, Muntinlupa City,
Philippines
Tel.: 632 823 0000
Fax: 632 823 0000

United Kingdom

14th Floor, 10 Upper Bank Street
Canary Wharf
London E14 5NP
Tel.: 44 20 7715 3388
Fax: 44 20 7715 3301

United States – Atlanta

3200 Windy Hill Rd, Suite 100-W
Atlanta, GA 30339
Tel.: 770 799 1958
Fax: 770 799 1861

United States - Bridgewater

400 Crossing Boulevard
1st Floor, Bridgewater
NJ 08807
Tel.: 1 908 450 8209
Fax: 1 908 842 0284

Milwaukee BPO

1515 N River Center Drive
Suite 250
Milwaukee, WI 53212

Costa Rica – San Jose

Building N Piso 2, Forum 2, Lindora
Santa Ana San Jose,
10901 Costa Rica
Tel: 506 2542 3701

Global presence – Subsidiaries of Infosys BPO Limited

Infosys BPO s.r.o

Czech Republic
Holandska 9,63900, Brno
Tel.: 420 542 212406
Fax: 420 543 236349

Infosys BPO Poland Sp.Z o.o.

Pomorska 106A
91-402 Lodz
Tel.: 48 42 278 15 00
Fax: 48 42 278 15 01

UL. Gdanska 47

90-729 Lodz, Poland
Tel.: 48 42 291 82 05
Fax: 48 42 291 80 73

McCamish Systems LLC

6425 Powers Ferry Road
3rd Floor
Atlanta, GA 30339
Tel.: 1 770 690 1500
Fax: 1 770 690 1800

500 SW 7th St Suite 200
Des Moines, IA 50309
Tel: 1 515 365 1236
Fax: 1 515 365 0236

Portland Group Pyt Ltd

Brisbane

L18, Brisbane Club Tower
241 Adelaide St
Brisbane QLD 4000 Australia
Tel.: 61 7 3009 8100
Fax: 61 7 3009 8123

Melbourne

Suite 602, 10 Yarra St
South Yarra VIC 3141 Australia
Tel.: 61 3 8825 3899
Fax: 61 3 8825 3898

Perth

Level 1, 99 St Georges Terrace
Perth WA 6000 Australia
Tel.: 61 8 9254 9313
Fax: 61 8 9254 9388

Sydney

Level 8, 68 Pitt St
Sydney NSW 2000 Australia
Tel.: 61 2 9210 4399
Fax: 61 2 9210 4398

Subidiary of Portland Group Pyt Ltd

Portland Procurement Services Pyt Ltd

Sydney

Level 8, 68 Pitt St
Sydney NSW 2000 Australia
Tel.: 61 2 9210 4399
Fax: 61 2 9210 4398

INFOSYS PUBLIC SERVICES INC

Plano

6100, Tennyson Parkway
Suite 200, Plano
TX 75024
Tel.: 1 469 229 9400
Fax: 1 469 229 9598

Lodestone Management Consulting AG

Lodestone Management Consultants AG

Switzerland

AG Obstgartenstrasse 27, Kloten
Postfach 201, Kloten
8058 Zurich, Switzerland
Tel.: 41 44 434 11 00

Innere Margarethenstrasse 5,
5th floor 4051 Basel, Switzerland
Tel.: 41 61 204 45 45
Fax: 41 61 204 45 00

Lodestone Management Consultants SAS

153, boulevard Haussmann
75008 Paris, France

Lodestone Management Consultants GmbH

Austria

Enekelstrasse 26
1160 Vienna, Austria

Germany

Parkring 2
85748 Garching b. München, Germany
Tel.: 49 89 30 76 67 60
Fax: 49 89 30 76 67 6 99

Lodestone Management Consultants Pty Ltd

Australia

Melbourne

Level 12, 459 Little Collins Street
Melbourne, VIC 3000, Australia
Tel.: 61 3 9606 2700

Pyrmont

Suite 35: The Upper Deck
Jones Bay Wharf
PO Box 67, 26-32 Pirrama Road
Pyrmont NSW 2009, Australia
Tel.: 61 2 8571 8300
Fax: 61 2 9571 6933

Lodestone Management Consultants BV

Winthontlaan 200, 3526 KV Utrecht
P.O. Box 85183
3508 AD Utrecht, Netherlands
Tel.: 31 30 750 8998
Fax: 31 30 289 8560

Lodestone Management Consultants sp. z o.o.

ul. Klecinska 125
54-413 Wroclaw
Poland
Tel.: 48 71 798 57 10
Fax: 48 71 798 57 11

Lodestone Management Consultants Portugal,

Unipessoal LDA
Rua Rodrigo da Fonseca 82,
2.º Esquerdo
1250-193 Lisboa
Portugal

Lodestone Management Consultants (Belgium) SA

Industriepark Dobbelenberg,
Metrologielaan 10
1130 Brussels, Belgium
Tel.: 32 2 609 55 30
Fax: 32 2 609 55 40

SC Lodestone Management Consultants S.R.L.

12D Samuil Vulcan Street
Bulding A, Sector 5
051702 Bucharest, Romania
Tel.: 40 21 202 31 36
Fax: 40 21 202 31 00

Lodestone Management Consultores Ltda

Rua Quintana, nº 887
3o. Andar, CEP: 04569-011,
São Paulo, Brazil
Tel.: 55 11 5102 4252
Fax: 55 11 5102 3776

Lodestone Management Consultants (Canada) Inc.

2425 Matheson Blvd E
8th Floor, Mississauga, ON,
Canada L4W 5K4
Tel.: 1 905 361 6400

Lodestone Management Consultants China Co., Ltd.

Room 2301, Lu Jia Zui Plaza,
1600 Century Avenue
Pu Dong District, Shanghai 200122, China
Tel.: 86 21 6035 5200
Fax: 86 21 6035 5211

Lodestone Management Consultants Inc.

United States

Atlanta

5 Concourse Parkway, Suite 3027
Atlanta, GA 30328, USA
Tel.: 1 770 391 2100
Fax: 1 770 391 2101

Lodestone Management Consultants s.r.o.

Klimentská 46, 110 02 Prague 1
Czech Republic
Tel.: 420 222 191 211
Fax: 420 222 191 200