

Infosys®

45TH

ANNUAL
GENERAL
MEETING

www.infosys.com

UNLOCK



VALUE

Leading in AI services

Salil Parekh

Managing Director and Chief Executive Officer

Safe harbor

Certain statements in this presentation concerning our future growth prospects, or our future financial or operating performance are forward-looking statements intended to qualify for the 'safe harbor' under the Private Securities Litigation Reform Act of 1995, which involve a number of risks and uncertainties that could cause actual results or outcomes to differ materially from those implied by such forward-looking statements. Forward-looking statements are subject to substantial known and unknown risks, uncertainties and other factors, which may cause actual results or outcomes to differ materially from those implied by the forward-looking statements. Important factors that may cause actual results or outcomes to differ from those implied by the forward-looking statements include, but are not limited to, risks and uncertainties regarding the execution of our business strategy, increased competition for talent, our ability to attract and retain personnel, increase in wages, investments to reskill our employees, our ability to effectively implement a hybrid work model, economic uncertainties and geopolitical situations, technological disruptions and innovations such as artificial intelligence, the complex and evolving regulatory landscape including immigration regulation changes particularly in the United States, our Environmental, Social, and Governance (“ESG”) vision, our capital allocation policy and expectations concerning our market position, future operations, margins, profitability, liquidity and capital resources, our corporate actions including acquisitions, and cybersecurity matters, the outcome of pending litigation and the US government investigation, and the effect of current and future tariffs. These and additional factors that may cause actual results or outcomes to differ from those implied by the forward-looking statements are discussed in the ‘Risk Factors’ section in the Annual Report on Form 20-F for Financial Year 2026. These filings are available at www.sec.gov. In light of these and other uncertainties, you should not conclude that the results or outcomes referred to in any of the forward-looking statements will be achieved. All forward-looking statements included in this presentation are based on information and estimates available to us on the date hereof, and we do not undertake any obligation to update these forward-looking statements unless required to do so by law.

Financial year 2026 was a strong year



Revenue: \$ 20 billion



Growth: 3.1%



Operating margin*: 21%



Free cash flow: \$ 3.7 billion



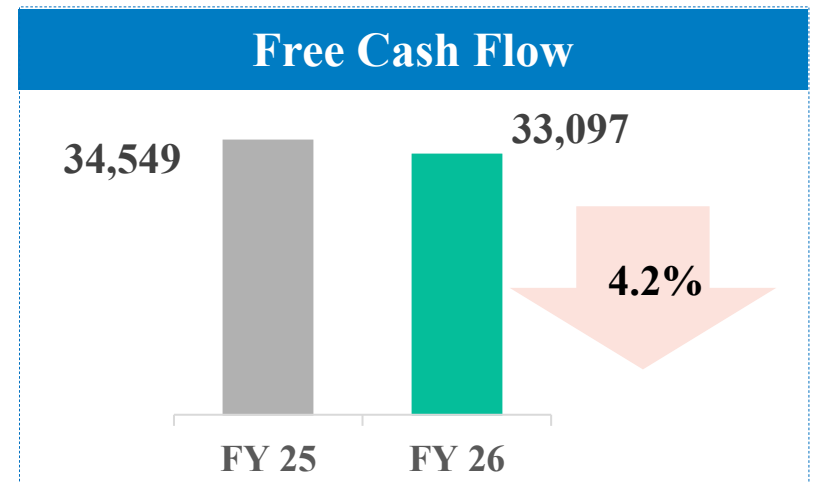
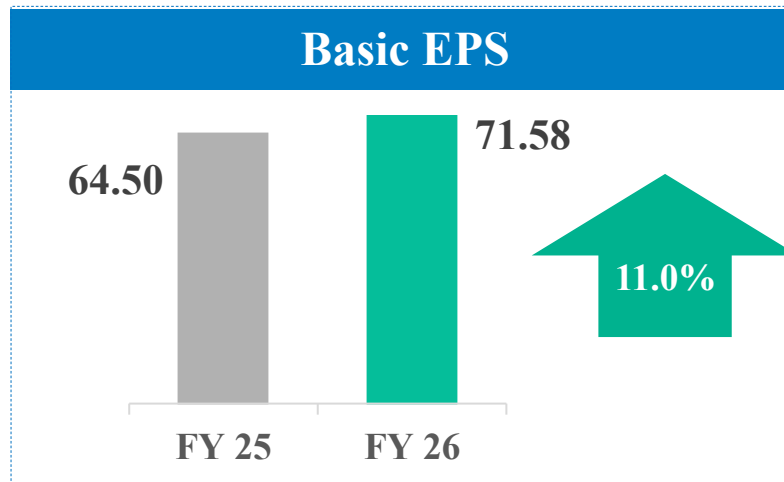
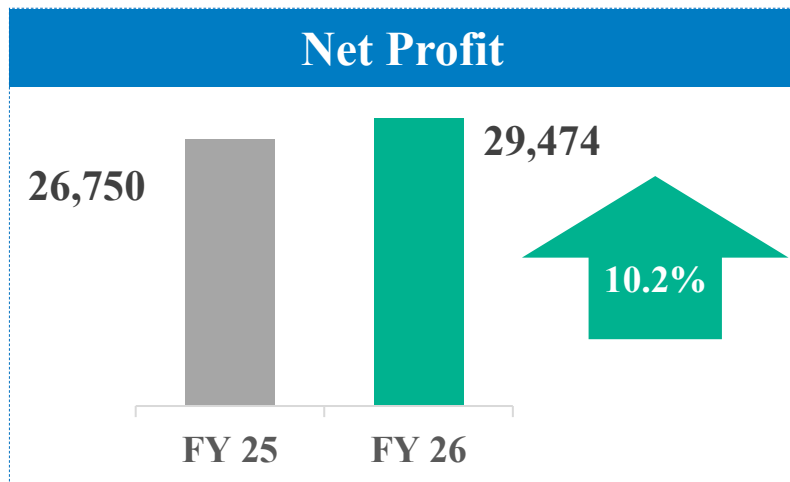
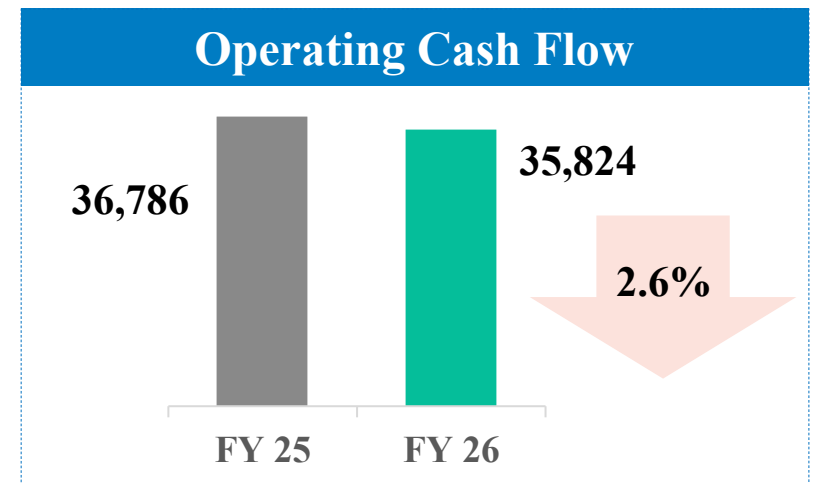
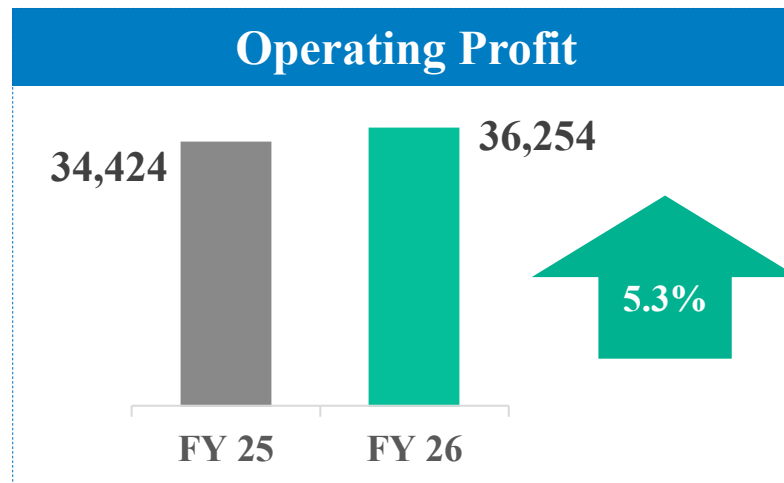
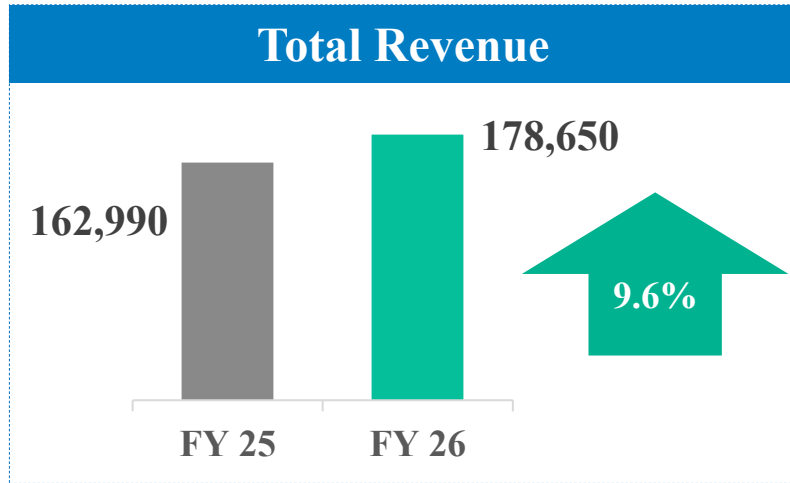
Employees: Over 325,000



Clients with revenue more than \$100 million per year: 41

*Adjusted Operating Margin


Overview of our financial performance



Note: Above numbers are based on IFRS Consolidated financials in INR Crore

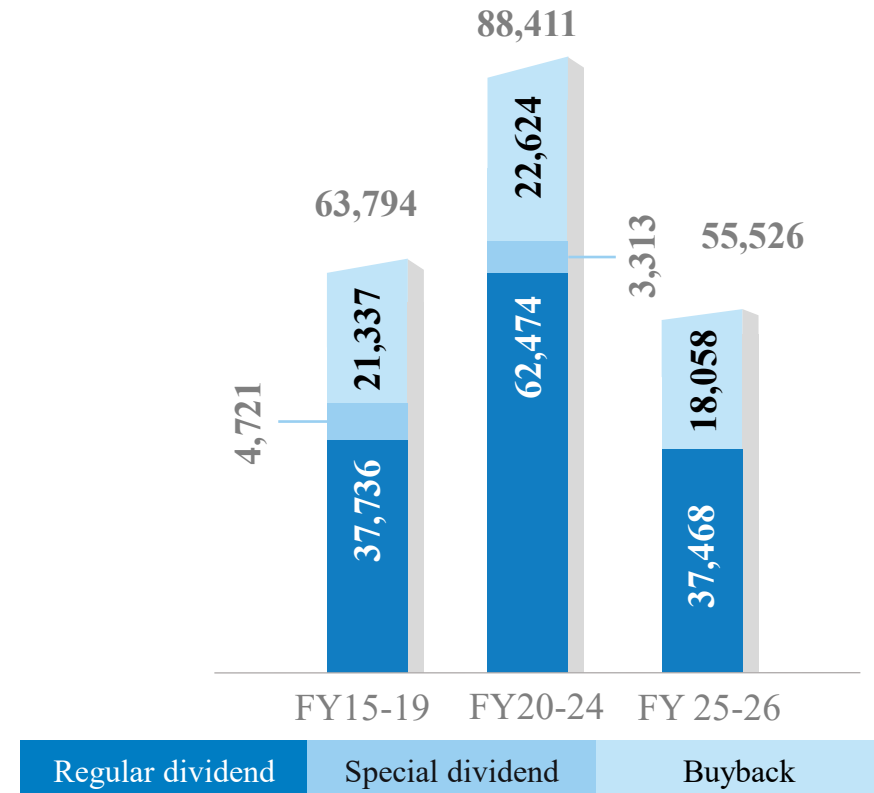
Returning over INR 55,000 crore over the last two years

Dividend per share (INR)



Includes proposed final dividend for FY26 to be approved in today's AGM
 (1) Dividend amount is inclusive of Dividend Distribution Tax, as applicable.
 Buyback amount includes buyback tax

Capital returned¹ to shareholders (INR Crore)



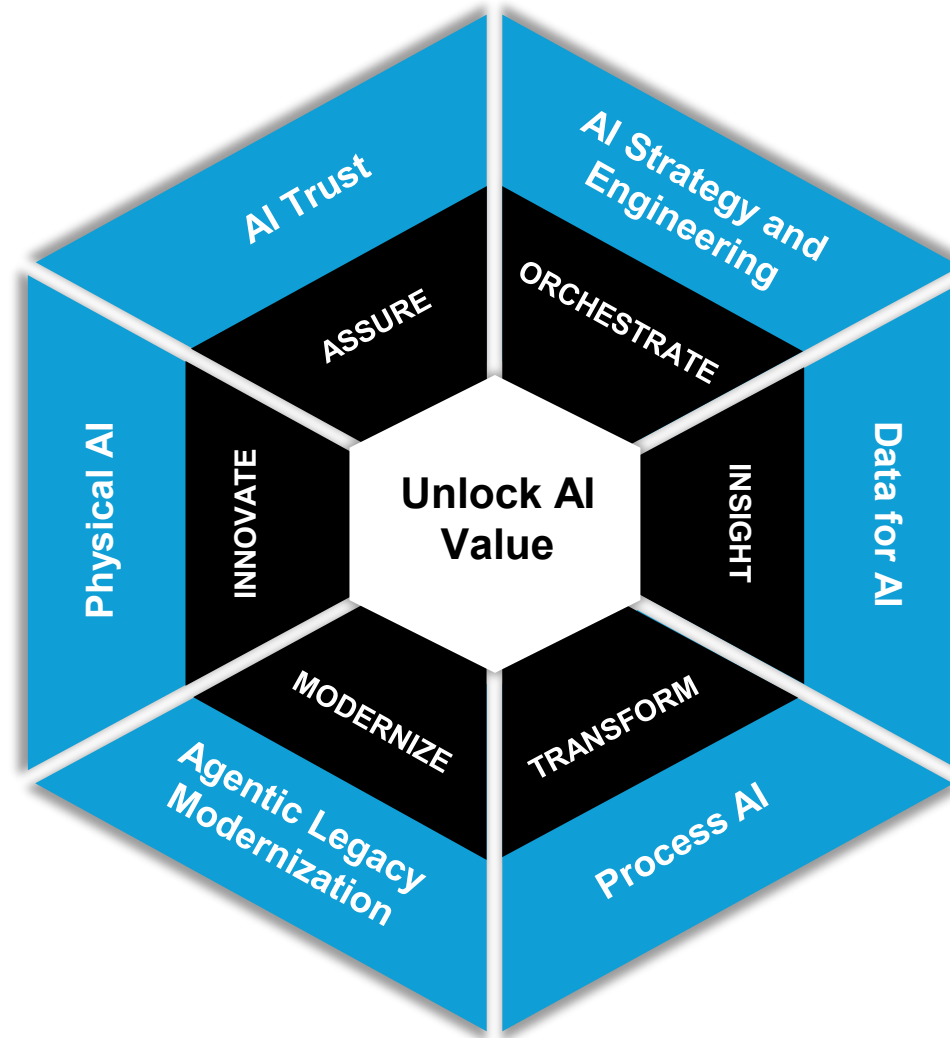
Strong, debt free, and liquid balance sheet

	In INR crore	
	FY25	FY26
Property, plant & equipment including CWIP	12,592	13,177
Goodwill and intangibles	12,872	14,942
Other non-current assets	15,728	16,435
Cash and investments*	47,549	43,075
Other net working capital	17,312	16,016
	106,053	103,645
Less: Non-current liabilities	9,850	10,348
Total Equity	96,203	93,297

Above numbers are based on Ind AS Consolidated Financials

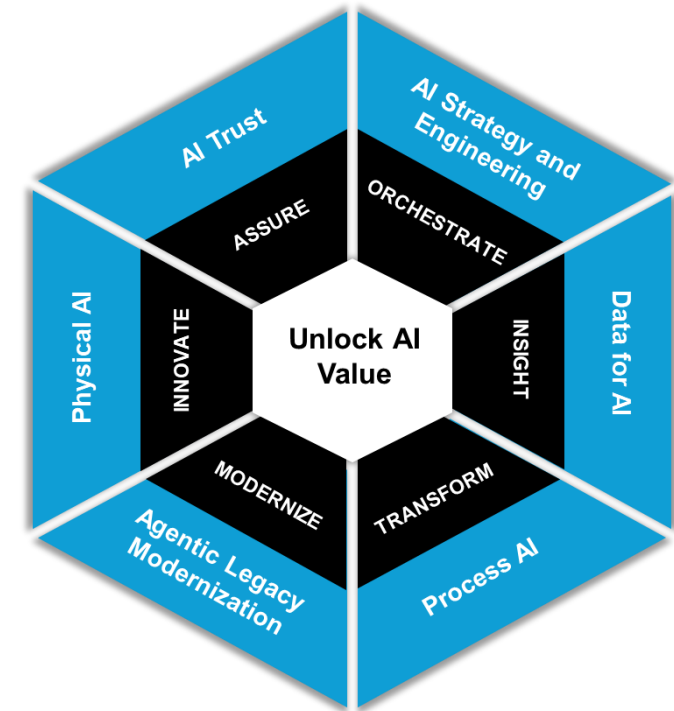
* Investments include current investments and non-current investments in Tax-free bonds, Target Mutual funds, NCDs and Government Securities

We launched a comprehensive AI value framework

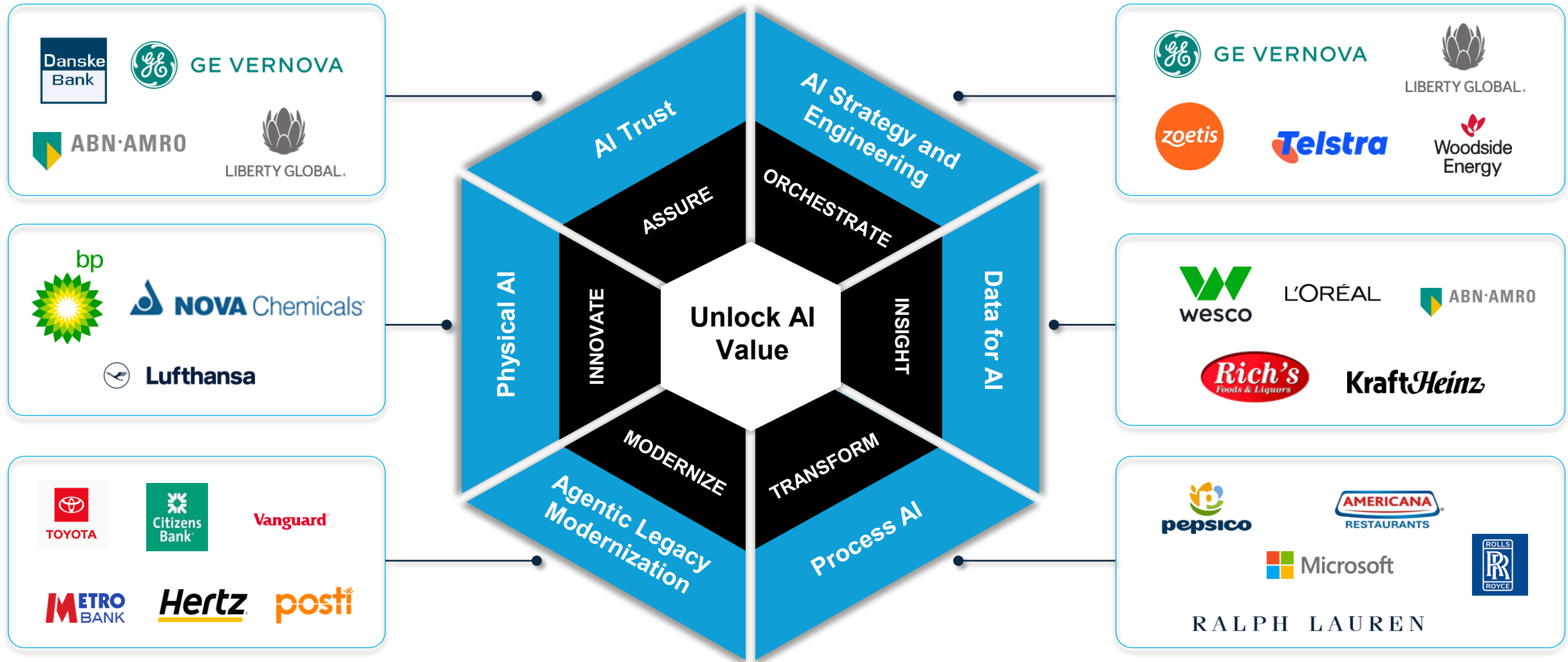


Six areas of new services opportunity from AI

- 1 AI Strategy and Engineering** AI strategy, building AI agents, and orchestrating across platforms, tools and assets
- 2 Data for AI** Make enterprise data ready for AI models, and drive business insights
- 3 Process AI** Reimagine core business processes using agents
- 4 Agentic Legacy Modernization** Use agents to modernize legacy estates
- 5 Physical AI** Design products and embed AI in physical devices
- 6 AI Trust** Ensure responsible and secure AI

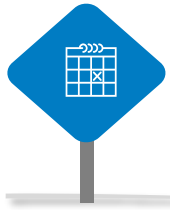


Successful AI programs at several clients in these areas




Helping clients create impact with AI

Clients' AI Journey



Today

- Fragmented data
- Legacy systems
- Talent scarcity



The Future

- Reimagined business and engineering workflows
- Modernized tech and data foundations
- Secure, scalable operating model



1 Deep understanding of client landscape

2 Domain knowledge

3 Robust engineering talent

4 Platform & IP

Navigate Your Next

Leveraging Topaz Fabric

Strong partnerships

Strong AI services growth

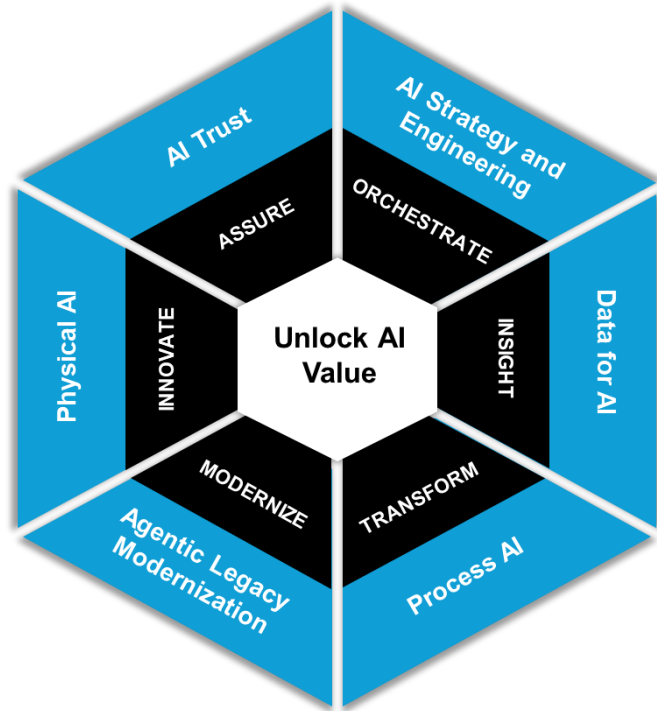


In Q3 we shared our AI revenue was 5.5%, approximately \$ 1 billion annually



Shared that growing at a fast pace

Thought leadership in AI



Leader ratings in **16**
categories in FY 26 for AI

Gartner

FORRESTER®

IDC
Analyze the Future

Everest Group®

NelsonHall

HFS

constellation
RESEARCH

Our Cobalt cloud capabilities provide the infrastructure for AI



Strong partnerships



Good growth with AI and migration

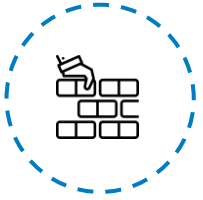


Modernization

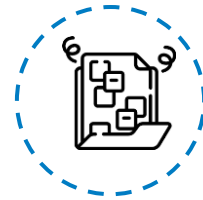


Applications on foundation models, agents

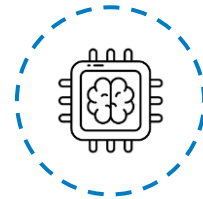
Data is the foundation of AI



Enable all enterprise data, structured and un-structured, to be available for AI model work



Ensure data is secure and trusted to have enterprise differentiation



Bring together customer and supplier data

Continued focus on cost efficiency



Automation



Pyramid efficiency



Productivity



Improve key portfolios



Reduce indirect costs

Leading delivery organization



Excellent delivery capability, with tremendous client trust

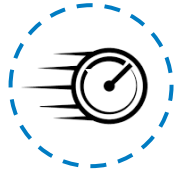
Work on large, complex programs

Deep and multi-service offering to support global clients

Leading learning capability

Extreme attention to six AI areas

We have made focused investments in our brand



Top 100 brand in the world in FY 26



Top 3 most valuable IT services brand globally




Fastest growing IT services brand for 6 years



Leading in analyst perception for AI (Topaz) and Cloud (Cobalt)

Acquisitions

Acquisitions – healthcare and insurance areas



Versent transaction yet to be closed

Our work in support of the community



200 projects



We have impacted over 7 million people in India



With Springboard, over 10 million people receive free learning around the world



We have enhanced 4.3 billion liter water capacity by restoring 11 lakes

We are working as One Infosys



Support our clients as One Infosys

Work across service lines, geographies, and industries

Bring the best of Infosys for our clients

Conclusion



Strong execution in the financial year



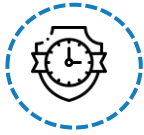
Leading AI strategy and execution



With approximately \$ 1 billion of AI services revenue annually, growing fast



With strong AI partnerships



Stable organization



One Infosys



Continued trust of our clients