

Shareholder information

Corporate

Infosys was incorporated in Pune, in 1981, as Infosys Consultants Private Limited, a private limited company under the Indian Companies Act, 1956. In 1983, the corporate headquarters was relocated to Bengaluru. The name of the Company was changed to Infosys Technologies Private Limited in April 1992 and to Infosys Technologies Limited in June 1992, when the Company became a public limited company. We made an initial public offering in February 1993 and were listed on stock exchanges in India in June 1993. Trading opened at ₹145 per share, compared to the IPO price of ₹95 per share. In October 1994, we made a private placement of 5,50,000 shares at ₹450 each to Foreign Institutional Investors (FIIs), Financial Institutions (FIs) and body corporates.

In March 1999, we issued 20,70,000 American Depositary Shares (ADSs) (equivalent to 10,35,000 equity shares of par value ₹10 each) at US\$34 per ADS under the ADS Program, and the same were listed on the NASDAQ National Market.

All the above data is unadjusted for stock split and bonus shares. During July 2003, June 2005 and November 2006, we successfully completed secondary-sponsored American Depositary Receipt (ADR) issues of US\$294 million, US\$1.1 billion and US\$1.6 billion, respectively.

During fiscal 2012, the name of the Company was changed from Infosys Technologies Limited to Infosys Limited to mark the transition from being a technology services provider to a business transformation partner for our clients.

During fiscal 2013, we delisted our ADSs from NASDAQ, and listed the same in the New York Stock Exchange (NYSE), Euronext London and Euronext Paris markets. The delisting and listing was made to leverage the Euronext partnership, since both the U.S. and Europe are home to many of our investors, clients and employees.

The Company's financial year begins on April 1 and ends on March 31, every year. The address of our registered office is Electronics City, Hosur Road, Bengaluru 560 100, Karnataka, India.

Bonus issues and stock split

Fiscal	1986	1989	1991	1992	1994	1997	1999	2005	2007	2015	2016 ⁽¹⁾
Bonus	1:1	1:1	1:1	1:1	1:1	1:1	1:1	3:1	1:1	1:1	1:1

Notes: In addition to issuing the above bonus shares, the Company split the stock in the ratio of 2 to 1 in fiscal 2000.

⁽¹⁾ The Company had allotted bonus shares in the ratio of 1:1 pursuant to a bonus issue approved by shareholders in June 2015.

Capital Allocation Policy and Dividend Distribution Policy

Refer to 'Material changes and commitments affecting financial position' in the *Board's report* section of this Annual Report.

Unclaimed dividend

Section 124 of the Companies Act, 2013 read with Investor Education and Protection Fund Authority (Accounting, Audit, Transfer and Refund) Rules, 2016 ('the Rules') mandates that companies transfer dividend that has remained unclaimed for

a period of seven years from the unpaid dividend account to the Investor Education and Protection Fund (IEPF). Further, the Rules mandate the transfer of shares with respect to the dividend, which has not been paid or claimed for seven consecutive years or more to IEPF. Accordingly, the dividend for the years mentioned as follows will be transferred to the IEPF on the respective dates if the dividend remains unclaimed for seven years, and the corresponding shares will also be transferred to IEPF if dividend is unclaimed for seven consecutive years:

Year	Type of dividend	Dividend per share (₹)	Date of declaration	Due date for transfer	Amount (₹) ⁽¹⁾
2010	Final	15.00	June 12, 2010	July 17, 2017	60,82,320
2011	Interim ⁽²⁾	40.00	October 15, 2010	November 20, 2017	1,55,43,920
2012	Final	20.00	June 11, 2011	July 16, 2018	76,15,840
	Interim	15.00	October 12, 2011	November 17, 2018	71,82,930
2013	Final ⁽³⁾	32.00	June 09, 2012	July 14, 2019	1,42,99,648
	Interim	15.00	October 12, 2012	November 17, 2019	73,20,705
2014	Final	27.00	June 15, 2013	July 20, 2020	1,18,27,728
	Interim	20.00	October 18, 2013	November 23, 2020	1,14,31,860
2015	Final	43.00	June 14, 2014	July 19, 2021	1,51,68,852
	Interim	30.00	October 10, 2014	November 14, 2021	1,13,11,740
2016	Final	29.50	June 22, 2015	July 23, 2022	1,99,48,755
	Interim	10.00	October 12, 2015	November 17, 2022	1,57,00,110
2017	Final	14.25	June 18, 2016	July 17, 2023	2,30,05,071
	Interim	11.00	October 14, 2016	November 19, 2023	32,93,037

⁽¹⁾ Amount unclaimed as on March 31, 2017.

⁽²⁾ Includes 30th year special dividend of ₹30 per share.

⁽³⁾ Includes special dividend of ₹10 per share on the successful completion of 10 years of Infosys BPO operations.

The Company sends periodic intimation to the concerned shareholders, advising them to lodge their claims with respect to unclaimed dividends. Shareholders may note that both the unclaimed dividend and corresponding shares transferred to IEPF including all benefits accruing on such shares, if any, can be claimed back from IEPF following the procedure prescribed in the Rules. No claim shall lie in respect thereof with the Company.

Dividend remitted to IEPF during the last three years

Fiscal	Type of dividend	Dividend declared on	Amount transferred to IEPF (₹)	Date of transfer to IEPF
2017	Interim	October 09, 2009	53,48,610	November 12, 2016
	Final	June 20, 2009	15,69,766	July 25, 2016
2016	Interim	October 11, 2008	17,29,130	November 6, 2015
	Final	June 14, 2008	23,69,407	July 10, 2015
2015	Interim	October 11, 2007	7,52,112	November 5, 2014
	Final	June 22, 2007	5,54,117	July 15, 2014

Investor services

Tentative calendar

Quarter ending	Earnings release	Trading window closure
Jun 30, 2017	Jul 14, 2017	Jun 16, 2017 to Jul 16, 2017
Sep 30, 2017	Oct 13, 2017	Sep 16, 2017 to Oct 15, 2017
Dec 31, 2017	Jan 12, 2018	Dec 16, 2017 to Jan 14, 2018
Mar 31, 2018	Apr 13, 2018	Mar 16, 2018 to Apr 15, 2018

Annual General Meeting

Date and time	June 24, 2017, Saturday, 3:00 p.m. IST
Venue	The Christ University Auditorium, Hosur Road, Bengaluru 560 029
E-voting dates	June 19 to June 23, 2017
Book closure date	June 3, 2017
Dividend payment date	June 27, 2017

Dematerialization of shares and liquidity

Infosys shares are tradable in the electronic form only. We have established connectivity with National Securities Depository Limited (NSDL) and Central Depository Services (India) Limited (CDSL) through Karvy Computershare Private Limited, our registrars and share transfer agents. The International Securities Identification Number (ISIN) allotted to our shares under the Depository System is INE009A01021.

As on March 31, 2017, 99.81% of our shares were held in dematerialized form and the rest in physical form.

We were the first company in India to pay a one-time custodial fee of ₹ 44.43 lakh to NSDL. Consequently, our shareholders do not have to pay depository participants the custodial fee charged by NSDL on their holding.

Shares held in demat and physical mode as on March 31, 2017 are as follows:

Category	Number of cases	Number of shares	% to total equity
Demat mode	7,10,707	2,29,26,63,376	99.81
Physical mode	422	42,81,288	0.19
Grand total	7,11,129	2,29,69,44,664	100

We request shareholders whose shares are in the physical mode to dematerialize their shares and update their bank accounts with the respective depository participants to enable us to provide better service.

Investor awareness

We have provided a synopsis of the rights and responsibilities of shareholders on our website, <https://www.infosys.com/investors/shareholder-services/pages/faqs.aspx>. We encourage you to read the details provided and seek answers to questions that you may have regarding your rights as a shareholder.

Secretarial audit

Pursuant to Section 204 of the Companies Act, 2013 and Rules thereunder, the Board of Directors of the Company appointed Parameshwar G. Hegde, Practicing Company Secretary, to conduct Secretarial Audit of records and documents of the Company. The Secretarial Audit Report confirms that the Company has complied with all applicable provisions of the Companies Act, 2013, Depositories Act, 1996, Listing Agreements with the Stock Exchanges, and all the Regulations and Guidelines of the Securities and Exchange Board of India (SEBI), as applicable to the Company. The audit also covers the reconciliation on a quarterly basis, the total admitted capital with NSDL and CDSL, and the total issued and listed capital. The audit has confirmed that the total issued / paid-up capital is in agreement with the aggregate total number of shares in physical form and the total number of dematerialized shares held with NSDL and CDSL. Further, the Company complies with the mandatory and voluntary Secretarial Standards issued by the Institute of Company Secretaries of India.

Investor complaints

Nature of complaints	Received		Attended	
	2017	2016	2017	2016
Dividend / Annual Report related	576	594	576	594

We attended to most of the investors' grievances and postal / electronic communications within a period of 10 days from the date of receipt of such grievances. The exceptions have been for cases constrained by disputes or legal impediments.

Legal proceedings

There are certain pending cases related to disputes over title to shares in which we had been made a party. However, these cases are not material in nature.

Share transfers in physical form

Shares sent for physical transfer are effected after giving a 15-day notice to the seller for confirmation of the sale. The total number of shares transferred in physical form during the year was nil as against 15,000 for the previous year.

Shareholding pattern

The detailed report on the shareholding pattern of the Company as on March 31, 2017 is presented in MGT-9 enclosed to the Board's report as *Annexure 6*.

Shareholders holding more than 1% of the shares

The details of shareholders (non-founders and non-ADR) holding more than 1% of the equity as on March 31, 2017 are as follows:

Name of the shareholder	No. of shares	%
Life Insurance Corporation of India ⁽¹⁾	16,14,36,123	7.03
Oppenheimer Developing Markets Fund ⁽³⁾	5,42,93,808	2.36
Government of Singapore ⁽³⁾	5,26,89,626	2.29
Abu Dhabi Investment Authority ⁽³⁾	4,09,33,655	1.78
HDFC Trustee Company Limited ⁽²⁾	3,82,58,488	1.67
ICICI Prudential Fund ⁽²⁾	3,32,62,193	1.45
ICICI Prudential Life Insurance Company Ltd ⁽¹⁾	3,08,38,562	1.34
Vanguard Emerging Markets Stock Index Fund, a series of Vanguard International Equity Index Fund ⁽³⁾	3,00,56,272	1.31
SBI Mutual Fund ⁽²⁾	2,61,14,623	1.14

⁽¹⁾ Insurance company

⁽²⁾ Indian mutual fund

⁽³⁾ Foreign portfolio investor / Foreign institutional investors

Stock market data – exchanges in India

The monthly high and low quotations, as well as the volume of shares traded at the BSE, the NSE, and NYSE for the current year are provided as follows:

2016-17 Months	BSE			NSE			Volume (A+B) (No.)
	High (₹)	Low (₹)	Volume A (No.)	High (₹)	Low (₹)	Volume B (No.)	
April	1,268	1,151	97,20,735	1,268	1,151	6,59,54,381	7,56,75,116
May	1,270	1,172	24,60,696	1,272	1,171	5,51,44,806	5,76,05,502
June	1,278	1,156	35,33,314	1,279	1,155	6,70,69,050	7,06,02,364
July	1,195	1,056	96,18,741	1,196	1,052	10,33,18,265	11,29,37,006
August	1,094	1,009	53,18,517	1,095	1,009	7,81,16,022	8,34,34,539
September	1,069	1,024	61,88,665	1,069	1,024	5,94,15,210	6,56,03,875
October	1,081	994	46,03,095	1,083	993	6,00,13,510	6,46,16,605
November	1,010	900	43,82,558	1,007	901	8,30,86,381	8,74,68,939
December	1,021	958	36,96,839	1,022	958	6,24,14,827	6,61,11,666
January	1,045	905	78,41,706	1,040	901	11,46,69,064	12,25,10,770
February	1,028	906	60,96,919	1,031	905	8,29,66,621	8,90,63,540
March	1,044	999	32,99,425	1,044	999	6,78,41,984	7,11,41,409
Total			6,67,61,210			90,00,10,121	96,67,71,331

Note: The number of shares outstanding is 1,91,36,26,727 as of March 31, 2017. ADSs have been excluded for the purpose of this calculation.

Distribution of shareholding as on March 31, 2017

No. of shares held	No. of cases	% to cases	No. of shares	% to equity
1	13,883	1.95	13,883	–
2-10	1,47,746	20.78	10,17,453	0.04
11-50	2,89,319	40.68	84,44,897	0.37
51-100	1,07,378	15.10	85,66,438	0.37
101-200	68,704	9.66	1,06,74,769	0.46
201-500	46,162	6.49	1,53,01,304	0.67
501-1,000	16,211	2.28	1,18,96,520	0.52
1,001-5,000	14,248	2.00	3,18,29,028	1.39
5,001-10,000	2,527	0.36	1,83,55,292	0.80
10,001 and above	4,951	0.70	2,19,08,45,080	95.38
Total	7,11,129	100.00	2,29,69,44,664	100.00

Listing on stock exchanges

Codes	India		Global
	NSE	BSE	NYSE
Exchange	INFY	500209	INFY
Reuters	INFY.NS	INFY.BO	INFY.K
Bloomberg	INFO IS	INFO IB	INFY UN

The listing fees for fiscal 2017 have been paid for all of the above stock exchanges in India and overseas.

ISIN Code for ADS: US4567881085

Stock market data relating to shares listed in India and NYSE

Our market capitalization is included in the computation of the BSE 30 Sensitive Index (Sensex), the BSE Dollex, the S&P CNX NIFTY Index, Dow Jones Global Titans 50 and NYSE.

Volume traded / average outstanding shares (%) in the last three fiscals is as follows :

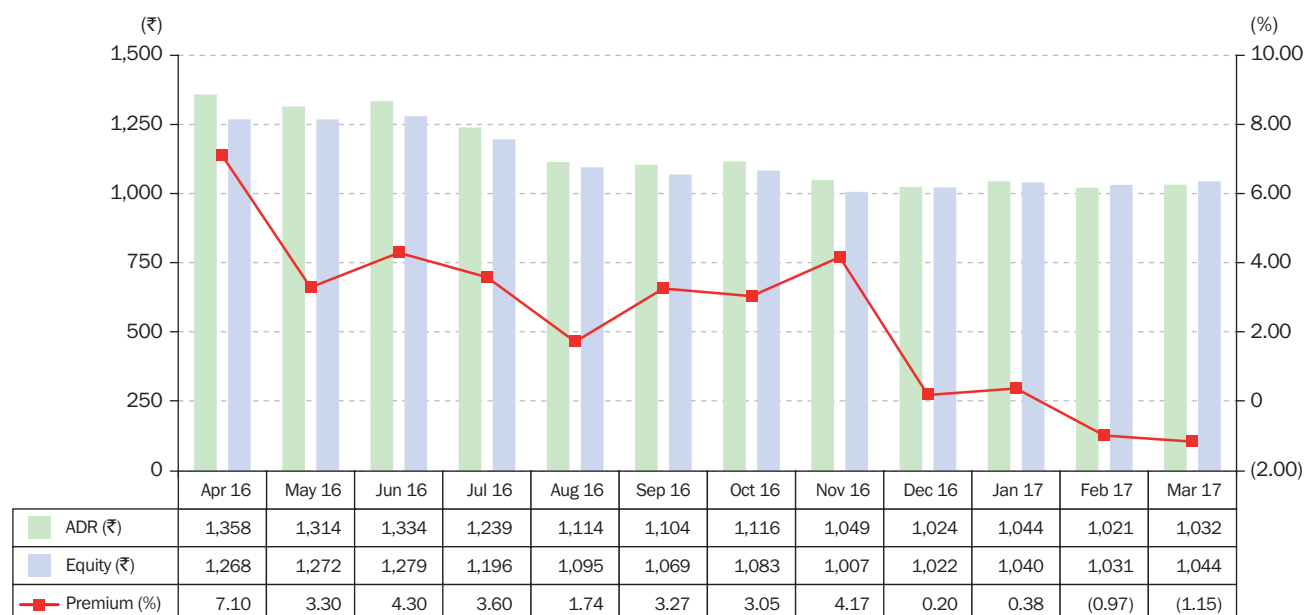
Fiscal	Volume (BSE)	Volume (NSE)	Volume (BSE +NSE)
2016-17	4	47	51
2015-16	3	49	52
2014-15	5	62	67

Stock market data – NYSE

2016-17	High (\$)	Low (\$)	High (₹)	Low (₹)	Volume (No.)
Months					
April	20.47	17.86	1,358	1,185	8,75,95,491
May	19.53	18.19	1,314	1,223	4,86,62,337
June	19.76	17.31	1,334	1,169	8,21,61,036
July	18.48	16.31	1,239	1,093	9,39,20,069
August	16.64	15.64	1,114	1,047	12,52,38,584
September	16.57	15.76	1,104	1,050	9,43,37,442
October	16.71	15.19	1,116	1,015	10,13,00,760
November	15.34	13.74	1,049	940	14,31,44,388
December	15.07	14.16	1,024	962	7,16,25,917
January	15.38	13.58	1,044	922	18,04,79,005
February	15.30	13.42	1,021	895	14,19,44,611
March	15.92	14.93	1,032	968	13,84,86,873
Total					1,30,88,96,513

Note : 1 ADS = 1 equity share. The US dollar has been converted into the Indian rupee at the monthly closing rates. The number of ADSs outstanding as on March 31, 2017 was 38,33,17,937. The percentage of volume traded for the year at NYSE, to the total float was 341%.

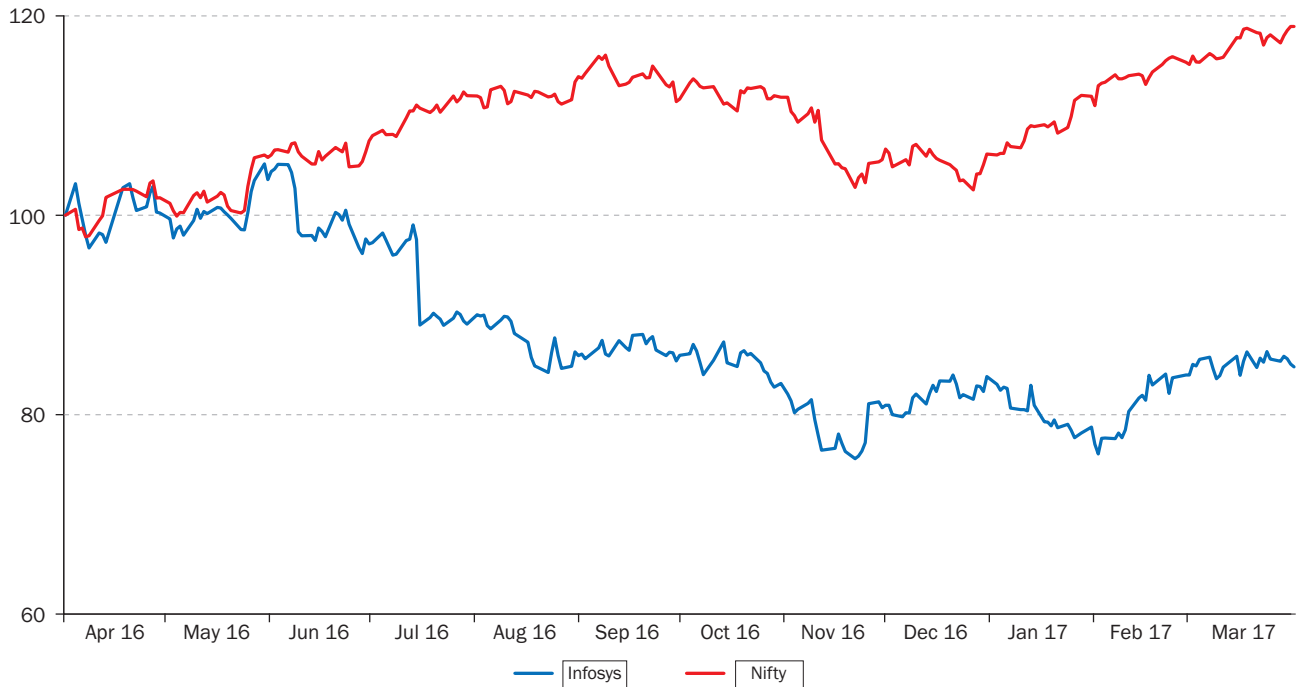
ADS premium compared to price quoted on NSE



Outstanding ADSs

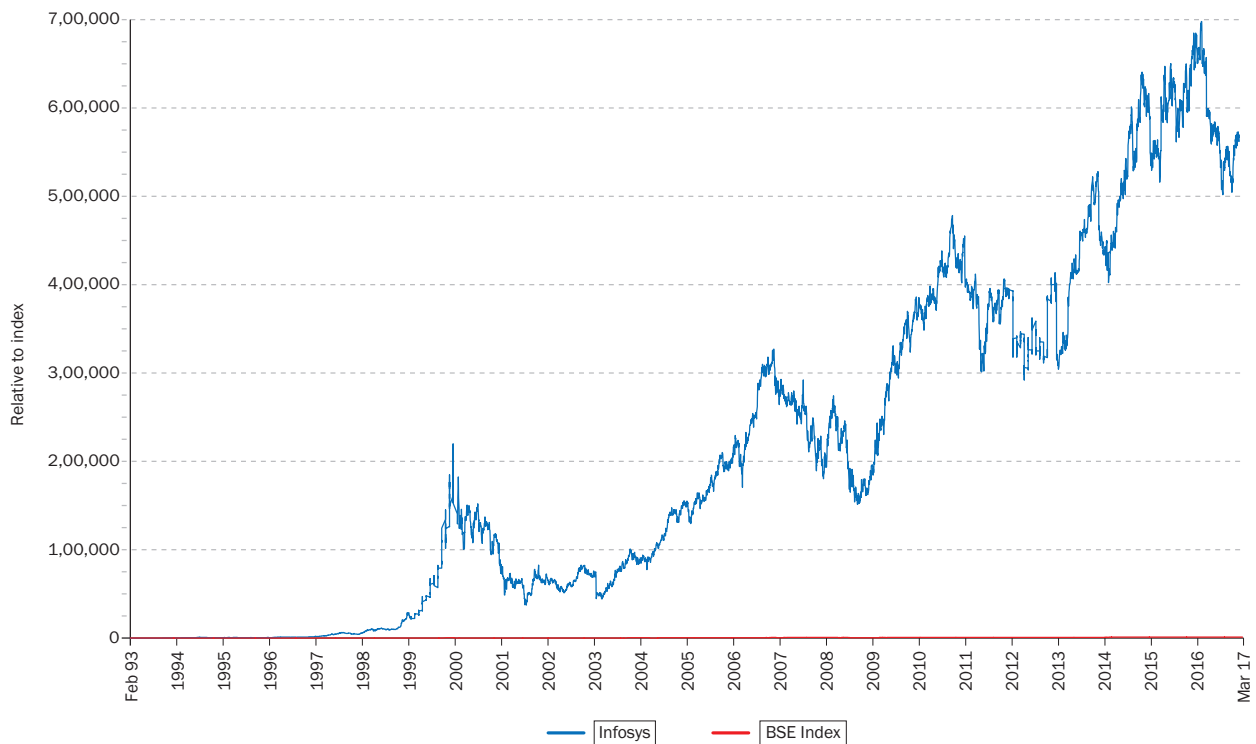
Our ADSs, as evidenced by American Depositary Receipts (ADRs), are traded in the U.S. on the NYSE at New York, Euronext London and Euronext Paris under the ticker symbol 'INFY'. The currency of trade of ADS in the U.S. is USD and at London and Paris is Euro (EUR). Each equity share is represented by one ADS. The ADRs evidencing ADSs began trading on the NYSE, New York, from December 12, 2012, and Euronext London and Paris from February 20, 2013, when they were listed pursuant to the Listing Agreement entered with the NYSE. As on March 31, 2017, there were 31,639 record holders of ADRs evidencing 38,33,17,937 ADSs (1 ADS = 1 equity share).

Infosys share price versus the NSE Nifty



Note: Base 100 = April 1, 2016

Share price chart



Notes: The historical stock price performance in the above graph should not be considered indicative of potential future stock price performance.
 Adjusted for bonus issues and stock split wherever applicable
 Base 100 = February 1993

Global locations

Infosys is a leading provider of technology services and consulting and have operations spread over 45 countries. We do not have any manufacturing plants, but have development centers and offices in India and overseas. Visit <https://www.infosys.com/investors/reports-filings/Documents/global-presence2017.pdf> for details related to our global locations.

Investor contacts

For queries relating to financial statements

Jayesh Sanghrajka

Deputy Chief Financial Officer & EVP

Tel: 91 80 2852 1705 Fax: 91 80 2852 0754

Email: jayesh.sanghrajka@infosys.com

Investor correspondence

Sandeep Mahindroo

VP, Financial Controller and Head – Investor Relations

Tel: 91 80 3980 1018 Fax: 91 80 2852 0754

Email: sandeep_mahindroo@infosys.com

For queries relating to shares / dividend / compliance

A. G. S. Manikantha

Company Secretary

Tel: 91 80 4116 7775 Fax: 91 80 2852 0754

Email: manikantha_ag@infosys.com

For queries relating to business responsibility report

Aruna C. Newton

AVP and Head – Diversity and Inclusion

Tel: 91 80 2852 0261

Email: arunacnewton@infosys.com

Registrar and share transfer agents

Karvy Computershare Private Limited

Plot 31-32, Gachibowli, Financial District
Nanakramguda, Hyderabad – 500 032

Contact person

Shobha Anand

Assistant General Manager, Karvy Computershare Private Limited

Tel: 91 40 67161559

Email: shobha.anand@karvy.com

Depository bank (ADS)

United States

Deutsche Bank Trust Company Americas

Deutsche Bank, 60 Wall Street, 16th Floor

Global Transaction Banking

Depository Receipts

New York 10005, NY, U.S.

Tel: 1 212 250 2500 Fax: 1 732 544 6346

India

Deutsche Bank AG, Filiale Mumbai

Global Transaction Banking – Depository Receipts

The Capital, C-70, G Block

Bandra Kurla Complex, Mumbai 400 051, India

Tel: 91 22 7180 4444 Fax: 91 22 7180 4122

Custodian in India (ADS)

ICICI Bank Limited

Securities Market Services

1st Floor, Empire Complex, 414, Senapati Bapat Marg,

Lower Parel, Mumbai 400 013,

Maharashtra, India.

Tel: 91 22 66672005 / 43434116 / 43434121

Fax: 91 22 66672779

Sponsor Bank for ADS in Europe

BNP Paribas Securities Services

CTS Services Aux Emetteurs

Les Grands Moulins De Pantin

9 Rue du Débarcadère 93761 Pantin Cedex, France

Depository for equity shares in India

National Securities Depository Limited

Trade World, 'A' Wing, 4th Floor

Kamala Mills Compound Senapati Bapat Marg,

Lower Parel, Mumbai 400 013, India

Tel: 91 22 2499 4200 Fax: 91 22 2497 6351

Central Depository Services (India) Limited

Phiroze Jeejeebhoy Towers, 17th Floor

Dalal Street, Fort, Mumbai 400 001, India

Tel: 91 22 2272 3333 Fax: 91 22 2272 3199

Addresses of regulatory authority / stock exchanges

In India

Securities and Exchange Board of India

Plot No. C4-A, G Block, Bandra Kurla Complex
Bandra (East), Mumbai 400 051, India

Tel: 91 22 2644 9000, 91 22 4045 9000

Fax: 91 22 2644 9019-22, 91 22 4045 9019-22

National Stock Exchange of India Ltd.

Exchange Plaza, Plot No. C / 1, G Block

Bandra Kurla Complex

Bandra (East), Mumbai 400 051, India

Tel: 91 22 2659 8100 Fax: 91 22 2659 8120

BSE Ltd.

Phiroze Jeejeebhoy Towers

Dalal Street, Kala Ghoda, Mumbai 400 001, India

Tel: 91 22 2272 1233 Fax: 91 22 2272 1919

Outside India

New York Stock Exchange

11 Wall Street, New York, NY 10005, U.S.

Tel: 1 212 656 3000 Fax: 1 212 656 5549

Euronext, London

Juxon House, 100 St. Paul's Churchyard

London EC4M 8BU

Tel: 44 20 7280 6850 / 44 20 7076 0900

Euronext, Paris

14, place des Reflets

92054 Paris La Défense Cedex

Tel +33 (0)1 70 48 24 00