

## At a glance – Indian GAAP (Non-consolidated financials)

in Rs. crore, except per share data

	Quarter ended		Half year ended		Year ended
	Sept 30, 2005	Sept 30, 2004	Sept 30, 2005	Sept 30, 2004	March 31, 2005
<b>For the period</b>					
Income	2,170	1,690	4,137	3,161	6,860
Operating profit (PBIDTA)	705	560	1,352	1,051	2,325
Operating profit / total revenue (%)	32.49%	33.13%	32.68%	33.24%	33.90%
Profit after tax (PAT) and before exceptional item	592	455	1,116	849	1,859
PAT and before exceptional items / total revenue (%)	27.28%	26.92%	26.98%	26.85%	27.10%
Profit after tax (PAT) and exceptional item	592	455	1,116	849	1,904
PAT and exceptional item / total revenue (%)	27.28%	26.92%	26.98%	26.85%	27.76%
Earnings per share (par value of Rs. 5 each, fully paid)					
Basic	21.75	16.99	41.08	31.76	69.26
Diluted	21.13	16.61	39.92	31.14	67.46
Capital expenditure	291	167	539	312	794
Dividend per share			6.50	5.00	11.50
Dividend amount			177	134	310
<b>At the end of the period</b>					
Total assets			6,405	4,071	5,242
Fixed assets - net			1,869	1,177	1,495
Cash and cash equivalents (including liquid mutual funds)			3,704	2,380	2,851
Net current assets			2,058	1,794	2,384
Debt			-	-	-
Net worth			6,405	4,071	5,242
Equity			136	134	135
Market capitalization			68,582	45,416	61,073

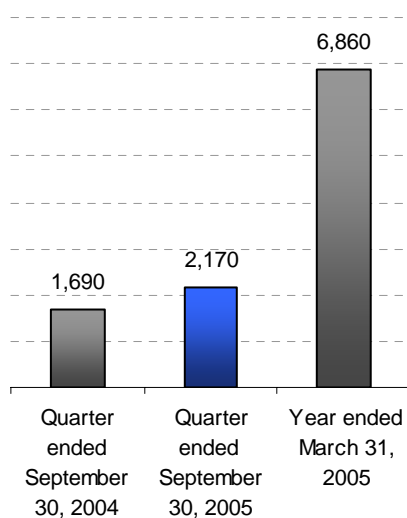
Note :

The figures above are based on unconsolidated Indian GAAP financial statements.

Market capitalization is calculated by considering the share price at National Stock Exchange of India Limited on the shares outstanding at the period / year-end.

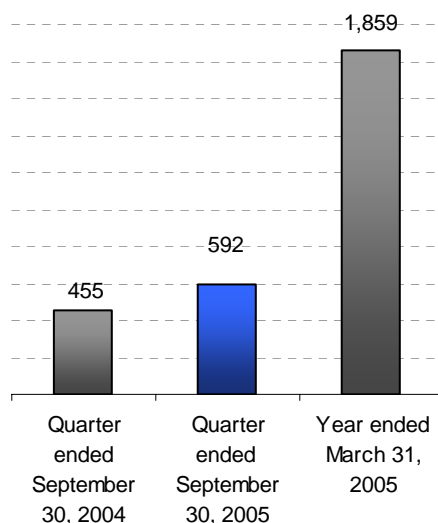
### Income

in Rs. crore



### PAT before exceptional item

in Rs. crore



## Ratio analysis as per Indian GAAP (Non-consolidated)

	Quarter ended September 30,		Half Year ended September 30,		Year ended March 31, 2005
	2005	2004	2005	2004	
<b>Ratios - Financial performance</b>					
Software development expenses / total revenue (%)	53.79	53.86	53.94	53.84	53.28
Gross profit / total revenue (%)	46.21	46.14	46.06	46.16	46.72
Selling and marketing expenses / total revenue (%)	5.76	6.10	5.89	6.03	5.72
General and administration expenses / total revenue (%)	7.97	6.91	7.49	6.90	7.11
SG&A expenses / total revenue (%)	13.73	13.01	13.38	12.93	12.83
Aggregate employee costs / total revenue (%)	46.28	46.14	46.36	46.53	46.39
Operating profit / total revenue (%)	32.48	33.13	32.68	33.24	33.90
Depreciation and amortization / total revenue (%)	4.15	3.35	3.98	3.35	3.91
Operating profit after depreciation and Interest / total revenue (%)	28.33	29.78	28.70	29.89	29.99
Other income / total revenue (%)	2.07	1.79	1.82	1.53	1.86
Profit before tax and exceptional items / total revenue (%)	30.35	31.57	30.49	31.41	31.85
Tax / total revenue (%)	3.09	4.65	3.53	4.54	4.74
Tax / PBT (%)	10.17	14.72	11.57	14.45	14.89
PAT before exceptional items / total revenue (%)	27.28	26.92	26.98	26.85	27.10
PAT after exceptional items / total revenue (%)	27.28	26.92	26.98	26.85	27.76
<b>Ratios - Return</b>					
PAT before exceptional items / average net worth (%) (LTM)	40.57	40.89	40.57	40.89	43.77
ROCE ( PBIT/Average capital employed) (%) (LTM)	46.83	47.87	46.83	47.87	51.43
Return on average invested capital (%) (LTM)*	93.71	101.58	93.71	101.58	123.56
Capital output ratio (LTM)	1.50	1.54	1.50	1.54	1.61
Invested capital output ratio (LTM)*	3.57	3.95	3.57	3.95	4.77
<b>Ratios - Balance sheet</b>					
Debt-equity ratio	-	-	-	-	-
Day's sales outstanding ( Days) (LTM)	58	57	58	57	67
Current ratio	3.01	2.93	3.01	2.93	2.77
Cash and cash equivalents / total assets (%)*	57.83	58.45	57.83	58.45	54.38
Cash and cash equivalents / total revenue (%) (LTM)*	47.27	41.72	47.27	41.72	41.56
Capital expenditure / total revenue (%) (LTM)	6.14	10.78	6.14	10.78	11.57
Depreciation and amortization / average gross block (%) (LTM)	14.71	14.28	14.71	14.28	14.29
Technology investment / total revenue (%) (LTM)	4.84	3.51	4.84	3.51	4.11
<b>Ratios - Growth (%)</b>					
Overseas revenue	29	49	30	43	43
Total revenue	28	49	31	43	44
Operating profit	26	48	29	45	47
Net Profit ( before exceptional items)	30	52	31	47	50
Basic EPS ( before exceptional items)	28	50	29	46	48
<b>Data - Per-share ( period end)</b>					
Basic EPS (before exceptional items) (Rs.)	21.75	16.99	41.08	31.76	69.26
Basic EPS (after exceptional items) (Rs.)	21.75	17.01	41.08	31.76	70.95
Basic cash EPS ( before exceptional items) (Rs.)	25.05	19.12	47.15	35.72	79.26
Basic cash EPS (after exceptional items) (Rs.)	25.05	19.12	47.15	35.72	80.94
Book value (Rs.)	234.91	152.26	234.91	152.26	193.73
Price / earning ( LTM) **	32.14	29.94	32.14	29.94	32.59
Price / cash earnings ( LTM) **	27.85	25.99	27.85	25.99	28.48
Price / book value **	10.71	11.14	10.71	11.14	11.65
PE / EPS growth **	1.16	0.60	1.10	2.03	0.68
Dividend per share (Rs.)	6.50	5.00	6.50	5.00	11.50

\* Investments in Liquid funds have been considered as Cash & Cash equivalents for the purpose of above ratio analysis

\*\* Before exceptional items

LTM : Last Twelve Months

## At a glance - US GAAP

(Dollars in millions except per share data)

	Three months ended September 30,		Six months ended September 30,		Year ended March 31,
	2004	2005	2004	2005	2005
<b>For the period</b>					
Revenues	\$379	\$524	\$713	\$1,000	\$1,592
Operating income	\$109	\$146	\$205	\$279	\$456
Operating income/revenues (%)	28.8%	27.9%	28.8%	27.9%	28.6%
Net income	\$97	\$138	\$180	\$260	\$419
Net income/ revenues (%)	25.6%	26.3%	25.2%	26.0%	26.3%
Basic earnings per equity share (\$)	\$0.36	\$0.51	\$0.68	\$0.96	\$1.57
Cash dividend per equity share (\$)	-	-	\$0.63	\$0.15	\$0.75
Capital expenditure	\$38	\$69	\$72	\$127	\$186

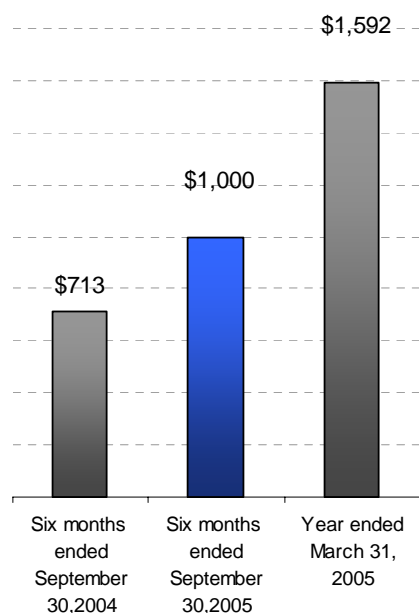
### At the end of the period

Total assets		\$1,108	\$1,734	\$1,454
Property, plant and equipment- net		\$263	\$435	\$352
Cash and cash equivalents		\$335	\$334	\$410
Investment in liquid mutual fund units		\$210	\$531	\$278
Working capital		\$646	\$1,061	\$885
Stockholders' equity		\$921	\$1,528	\$1,253
Common stock		\$31	\$31	\$31
Market capitalization		\$9,892	\$15,608	\$14,001

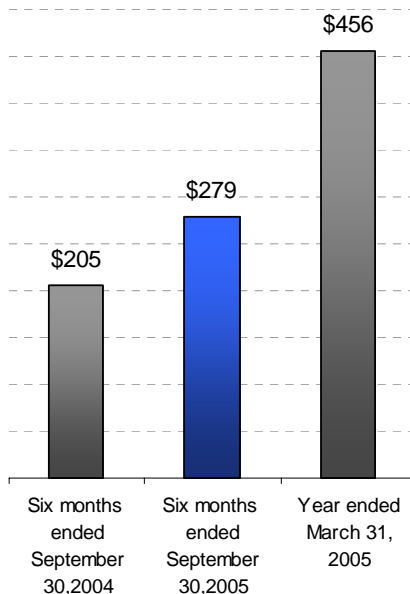
Note :

- (1) Market capitalization is calculated by considering the share price at National Stock Exchange of India Limited on the shares outstanding at the period / year end.

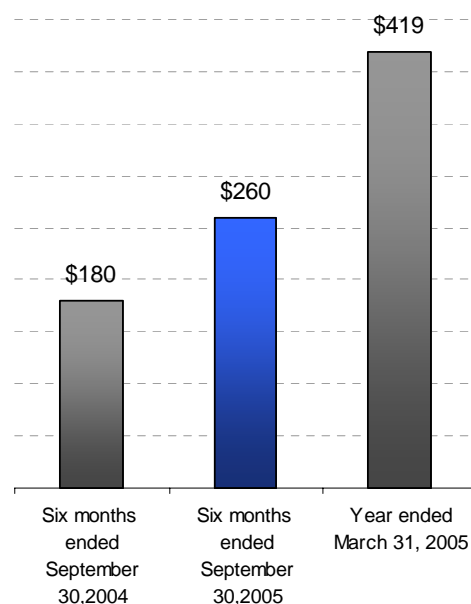
### Revenues



### Operating income



### Net income



## Shareholder information

1. Registered office  
Electronics City, Hosur Road, Bangalore 560 100, India  
Tel.: +91-80-2852-0261, Fax: +91-80-2852-0362  
Homepage: www.infosys.com
2. Listing on stock exchanges  
In India : The Bombay Stock Exchange Limited (BSE), and National Stock Exchange of India Ltd. (NSE)  
Outside India: NASDAQ National Market in the US.
3. Par value of equity shares  
Rs. 5/- each fully paid-up
4. Registrar and share transfer agent  
Share transfers in physical form and other communication regarding share certificate, dividends, change of address, etc. may be addressed to :  
Kary Computershare Private Limited,  
Registrars and Share Transfer Agents;  
T.K.N. Complex, No. 51/2, Vanivilas Road;  
Opposite National College, Basavanagudi;  
Bangalore 560 004, India.  
Tel. : +91-80-2662-1184, Fax : +91-80-2662-1169  
E-Mail : kannans@karvy.com.

5. Stock market data relating to shares listed in India
  - a. The company's market capitalization is included in the computation of the BSE-30 Sensitive Index (Sensex), the BSE Dollex and S&P CNX NIFTY Index.
  - b. Monthly high and low quotations as well as the volume of shares traded at BSE and NSE for the quarter ended September 30, 2005 are :

	BSE			NSE			Total
	High	Low	Volume	High	Low	Volume	Volume
	Rs.	Rs.	Nos	Rs.	Rs.	Nos	Nos
July, 2005	2,409	2,122	53,11,807	2,394	2,135	2,11,11,872	2,64,23,679
August	2,389	2,232	34,62,475	2,376	2,250	1,64,43,923	1,99,06,398
September	2,545	2,350	34,06,870	2,526	2,354	1,52,63,794	1,86,70,664
For the period	2,545	2,122	1,21,81,152	2,526	2,135	5,28,19,589	6,50,00,741
Volume traded to average shares outstanding (%) *							
Quarter ended September 30, 2005			5.19%			22.51%	27.70%
Quarter ended September 30, 2004			12.17%			35.13%	47.30%

The number of shares outstanding is 23,46,38,762. American Depositary Shares (ADSs) have been excluded for the purpose of this calculation.

6. Share transfer system  
Shares sent for physical transfer are effected after giving a notice of 15 days to the seller for sale confirmation. The share transfer committee of the company meets as often as required.

The total number of shares transferred in physical form during the quarter ended September 30, 2005 was 4,810 (quarter ended September 30, 2004 – 1,000).

7. Investor services – Complaints Received

Nature of complaints	Quarter ended			
	September 30, 2005		September 30, 2004	
	Received	Attended to	Received	Attended to
Dividend/Bonus Related	63	63	53	53

The company has attended to most of the investors' grievances/correspondences within a period of 10 days from the date of receipt of the same, during the quarter ended September 30, 2005 except in cases that are constrained by disputes or legal impediments.

8. Legal Proceedings

There are some pending cases relating to disputes over title to shares, in which the company has been made a party. However, these cases are not material in nature.

9. Categories of shareholders as on September 30, 2005

Category	No. of shareholders	Voting strength (%)	No. of shares held
PROMOTER HOLDING			
Indian promoters	19	19.70	5,37,40,717
NON PROMOTER HOLDING			
Institutional investors			
Mutual funds	164	2.18	59,46,227
Banks, financial institutions and insurance companies	40	2.55	69,68,557
Foreign institutional investors	468	40.00	10,90,51,414
Others			
Private corporate bodies	2,571	1.18	32,09,826
Indian public	1,60,894	15.08	4,11,04,123
Non resident Indians/ overseas corporate bodies	2,248	4.55	1,23,84,361
Trusts	37	0.82	22,33,537
Equity shares underlying American Depository Shares	1	13.94	3,80,20,750
Total of non promoter holding	1,66,423	80.30	21,89,18,795
Total	1,66,442	100.00	27,26,59,512

\* Held by beneficial owners outside India.

10. Financial calendar (tentative and subject to change)

Financial results

Quarter and nine months ending December 31, 2005	Jan 11, 2006
Quarter and Year ending March 31, 2006	Apr 14, 2006
Annual General Meeting for year ending March 31, 2006	Jun 2006

11. Investors' correspondence

For investor matters in India:

Mr. V. Balakrishnan,  
Company Secretary and Senior Vice President – Finance;  
Investors' Service Cell;  
Infosys Technologies Limited,  
Electronics City, Hosur Road,  
Bangalore 561 100, India.  
Tel.: +91-80-2852-0440  
Fax: +91-80-2852-0754  
E-mail: balakv@infosys.com

For investor matters in US:

Mr. Sandeep Mahindroo,  
Senior Officer-Finance;  
Infosys Technologies Limited,  
Electronics City, Hosur Road  
Bangalore – 560 100, India  
Tel.: +91-80-2852-0261,  
Fax: +91-80-2852 0754  
E-mail: sandeep\_mahindroo@infosys.com

For queries relating to financial statements:

Mr. T. V. Mohandas Pai,  
Director (F&A) and CFO;  
Infosys Technologies Limited,  
Electronics City, Hosur Road,  
Bangalore 561 100, India.  
Tel.: +91-80-2852-0396,  
Fax: +91-80-2852-0362  
E-mail: mdpai@infosys.com.

Stock exchange codes

Reuters Code	Telerate/Moneyline code	Bloomberg code
INFY.BO (BSE)	IN;INF (BSE)	INFO IN (BSE)
INFY.NS (NSE)	IN;INFN (NSE)	NINFO IN (NSE)
INFY.O (NASDAQ)	US;INFY (NASDAQ)	

13. Stock market data relating to American Depository Shares (ADSs)

- ADS listed at : NASDAQ National Market in the US
- Ratio of ADS to equity shares: One ADS for one equity share
- ADS symbol : INFY
- The American Depository Shares issued under the ADS program of the company were listed on the NASDAQ National Market in the US on March 11, 1999. The monthly high and low quotations as well as the volume of ADSs traded at the NASDAQ National Market for the quarter ended September 30, 2005 are:

	High*		Low*		Volume
	\$	Rs.	\$	Rs.	
July 2005	77.91	3,381	69.38	3,011	2,14,51,184
August	74.52	3,279	67.70	2,979	1,28,74,545
September	74.28	3,263	70.57	3,100	1,35,25,325
For the period	77.91	3,381	67.70	2,979	4,78,51,054

Note: 1 ADS = 1 equity share. US\$ has been converted into Indian rupees at the monthly closing rates. The number of ADSs outstanding as on September 30, 2005 was 3,80,20,750. The percentage of volume traded to the total float was 125.85%.

14. ECS mandate

The company has received complaints regarding non-receipt of dividend warrants. All shareholders are requested to update their bank account details with their respective depositories. This would enable the company to service its investors better.

15. Change of address

The company has received complaints regarding non-receipt of dividend warrants and other corporate communications. All shareholders are requested to update their current address with their respective depositories immediately. This would enable the company to service its investors better.

# Infosys Technologies Limited

## United States

**Atlanta**  
400 Galleria Parkway  
Suite 1490  
Atlanta, GA 30339  
Tel. : 1 770 980 7955  
Fax : 1 770 980 7956

**Bellevue**  
205 108th Avenue NE  
Suite 550  
Bellevue, WA 98004  
Tel. : 1 425 452 5300  
Fax : 1 425 452 8440

**Berkeley Heights**  
Two Connell Drive  
Suite 4100  
Berkeley Heights  
New Jersey 07922  
Tel. : 1 908 286 3100  
Fax : 1 908 286 3125

**Charlotte**  
900 West Trade Street  
Suite 750  
Charlotte, NC 28202  
Tel. : 1 704 264 1535  
Fax : 1 704 264 1600

**Detroit**  
Suite 2850, 3000 Town Center  
Southfield, MI 48075  
Tel. : 1 248 208 3317  
Fax : 1 248 208 3315

**Fremont**  
6607 Kaiser Drive  
Fremont, CA 94555  
Tel. : 1 510 742 3000  
Fax : 1 510 742 3090

**Lake Forest**  
One Spectrum Pointe  
Suite 350  
Lake Forest, CA 92630  
Tel. : 1 949 206 8400  
Fax : 1 949 206 8499

**Lisle**  
2300 Cabot Drive  
Suite 250  
Lisle, IL 60532  
Tel. : 1 630 482 5000  
Fax : 1 630 505 9144

**Phoenix**  
10851 N Black Canyon Wwy  
Suite 830  
Phoenix, AZ 85029  
Tel. : 1 602 944 4855  
Fax : 1 602 944 4879

**Plano**  
6100, Tennyson Parkway  
Suite 200, Plano, TX 75024  
Tel. : 1 469 229 9400  
Fax : 1 469 229 9598

**Quincy**  
Two Adams Place  
Quincy, MA 02169  
Tel. : 1 781 356 3100  
Fax : 1 781 356 3150

**Reston**  
12021 Sunset Hills Road  
Suite 340  
Reston, VA 20190  
Tel.: 1 703 481 3880  
Fax: 1 703 481 3889

**Belgium**  
Airport Boulevard Office Park  
Bessenveldstraat 25  
1831-Diegem, Belgium  
Tel. : 32 2 716 4888  
Fax : 32 2 716 4880

**Canada**  
5140 Yonge Street  
Suite 1400  
Toronto, Ontario M2N 6L7  
Tel. : 1 416 224 7400  
Fax : 1 416 224 7449

**Czech Republic**  
Zitna Street 1578/52  
120 00 Prague 2  
Czech Republic  
Tel. : 420 222 874 100  
Fax : 420 222 874 110

**France**  
12 Avenue de l'Arche  
Faubourg de l'Arche  
92419 Courbevoie Cedex  
Tel. : 33 1 46 91 84 56  
Fax : 33 1 46 91 88 45

**Germany**  
**Frankfurt**  
TOPAS 1  
Mergenthalerallee 77  
65760 Eschborn / Frankfurt  
Tel. : 49 6196 9694 0  
Fax : 49 6196 9694 200

**Stuttgart**  
Liebknechtstrasse 33  
D-70565 Stuttgart  
Tel. : 49 711 7811 570  
Fax : 49 711 7811 571

**Waldorf**  
SAP Partner Port Office  
Altrottstr. 31  
69190 Waldorf  
Tel. : 49 6227 73 4350 / 51  
Fax : 49 6227 73 4359

**Hong Kong**  
16F Cheung Kong Centre  
2 Queen's Road Central  
Central, Hong Kong  
Tel. : 852 2297 2231  
Fax : 852 2297 0066

**Italy**  
Via Torino 2  
20123 Milano, Italy  
Tel. : 39 02 7254 6456  
Fax : 39 02 7254 6400

**Japan**  
Izumi Garden Wing 2F  
1-6-3, Roppongi, Minato-ku  
Tokyo 106 0032  
Tel. : 81 3 5545 3251  
Fax : 81 3 5545 3252

**Mauritius**  
4th Floor, B Wing  
Ebène Cyber Towers  
Reduit, Mauritius  
Tel. : 230 401 9200  
Fax : 230 464 1318

**Sweden**  
Stureplan 4C, 4tr  
114 35, Stockholm  
Sweden  
Tel. : 46 8 463 1112  
Fax : 46 8 463 1114

**Switzerland**  
**Zurich**  
1st Floor, Badenerstrasse 530  
8048, Zurich  
Tel. : 41 43 817 4170  
Fax : 41 43 817 4150

**Geneva**  
1st Floor, Block G  
ICC, Route de Pré-Bois 20  
GENEVA - 1215  
SWITZERLAND  
Tel. : 41 22 710 7980  
Fax : 41 22 710 7989

**The Netherlands**  
Newtonlaan 115  
3584 BH Utrecht  
Tel. : 31 30 210 6462  
Fax : 31 30 210 6860

**United Arab Emirates**  
Y-45, P.O. Box 8230  
Sharjah Airport International  
Free Zone (SAIF Zone)  
Sharjah  
Tel. : 971 6 5571 068  
Fax : 971 6 5571 056

**United Kingdom**  
Infosys Technologies Limited  
14th Floor, 10 Upper Bank Street  
Canary Wharf, London E14 5NP  
Tel. : 44 207 715 3300  
Fax : 44 207 715 3301

3rd Floor, 288 Bishops Gate  
London, EC2M 4QP  
Tel. : 44 207 959 3029  
Fax : 44 207 959 3089

Room 303  
Exchange House  
494 Midsummer Boulevard  
Central Milton Keynes  
MK9 2EA  
Tel. : 44 01908 255500  
Fax : 44 01908 255700

**India**  
**Bangalore**  
Electronics City, Hosur Road  
Bangalore 560 100  
Tel. : 91 80 2852 0261  
Fax : 91 80 2852 0362

Reddy Building  
K-310, 1st Main, 5th Block  
Koramangala  
Bangalore 560 095  
Tel. : 91 80 2553 2591 / 92  
Fax : 91 80 2553 0391

**Bhubaneswar**  
Plot No. E / 4, Info City  
Bhubaneswar 751 024  
Tel. : 91 674 232 0032  
Fax : 91 674 232 0100

**Chennai**  
No.138, Old Mahabalipuram Road  
Sholinganallur  
Chennai 600 119  
Tel. : 91 44 2450 9530 / 40  
Fax : 91 44 2450 0390

Mahindra Industrial Park  
Special Economic Zone  
Mahindra City, Parayanur Village,  
Chengalpet Dist.  
Chennai - 603002  
Tel. : 91 44 474 11111  
: 91 44 474 10000  
Fax : 91 41 14 5 15151

**Hyderabad**  
Survey No. 210  
Manikonda Village  
Lingampally, Rangareddy (Dist)  
Hyderabad 500 019  
Tel. : 91 40 2300 5222  
Fax : 91 40 2300 5223

**Mangalore**  
Kuloor Ferry Road, Kottara  
Mangalore 575 006  
Tel. : 91 824 245 1485 / 88  
Fax : 91 824 245 1504

**Mohali**  
B 100, Industrial Area  
Phase VIII, SAS Nagar  
Mohali 160 059  
Tel. : 91 172 509 0510  
: 91 172 223 7191  
Fax : 91 172 223 7193

**Mumbai**  
85, 'C', Mittal Towers  
8th Floor, Nariman Point  
Mumbai 400 021  
Tel. : 91 22 2284 6490  
Fax : 91 22 2284 6489

**Mysore**  
No. 350, Hebbal Electronics City  
Hootagalli, Mysore 571 186  
Tel. : 91 821 240 4101  
Fax : 91 821 240 4200

**New Delhi**  
K30, Green Park Main  
Behind Green Park Market  
New Delhi 110 016  
Tel. : 91 11 2651 4829  
Fax : 91 11 2685 3366

**Pune**  
Plot No. 1  
Rajiv Gandhi Infotech Park  
Hinjawadi, Taluka Mulshi  
Pune 411 057  
Tel. : 91 20 2293 2800  
Fax : 91 20 2293 2832

Plot No. 24,  
Rajiv Gandhi Infotech Park  
Phase-II, Village Man  
Taluka Mulshi  
Pune 411 057  
Tel. : 91 20 3982 7000  
Fax : 91 20 3982 8000

**Thiruvananthapuram**  
3rd Floor, Bhavani, Technopark  
Thiruvananthapuram 695 581  
Tel. : 91 471 270 0888  
Fax : 91 471 270 0889

## Subsidiaries

**Infosys Consulting, Inc.**  
6100, Tennyson Parkway  
Suite 200, Plano, TX 75024  
Tel. : 1 972 770 0450  
Fax: 1 972 770 0490

**Infosys Technologies  
(Australia) Pty. Limited  
Melbourne**  
Level 2 & 3, 484, St. Kilda Road  
Melbourne VIC 3004  
Tel. : 61 3 9860 2000  
Fax: 61 3 9860 2999

Level 18 & 25  
150 Lonsdale Street  
Melbourne VIC 3000  
Tel. : 61 3 8664 6100  
Fax : 61 3 8650 6199

**Sydney**  
Level 4, 77 Pacific Highway  
North Sydney NSW 2060  
Tel. : 61 2 8912 1500  
Fax : 61 2 8912 1555

**Infosys Technologies  
(Shanghai) Co. Ltd.**  
Bldg No. 24 & 25  
Shanghai Pudong Software Park  
No. 498, Guoshoujing Road  
Pudong New Area  
Shanghai 201203  
People's Republic of China  
Tel. : 86 21 5027 1588  
Fax : 86 21 5080 2927

Beijing Branch  
14th Floor, IBM Tower  
Pacific Century Place  
2A Workers Stadium Road North  
Chaoyang District  
Beijing 100027  
Tel. : 86 10 6539 1095 / 1063  
Fax : 86 10 6539 1060

**Progeon Limited**  
Plot No. 26 / 3, 26 / 4 and 26 / 6  
Electronics City, Hosur Road  
Bangalore 560 100  
Tel. : 91 80 2852 2405  
Fax : 91 80 2852 2411

27, SJR Towers  
Bannerghatta Road  
J. P. Nagar III Phase  
Bangalore 560 078  
Tel. : 91 80 5103 2000  
Fax : 91 80 2658 8676

**Pune**  
Plot No. 1, Building No. 4 Pune  
Infotech Park,  
Hinjawadi, Taluka Mulshi  
Pune 411 057  
Tel. : 91 20 2293 2900  
: 91 20 3912 0022  
Fax : 91 20 2293 4540

**Progeon SRO**  
4th Floor, 26, 28 & 30  
Masarykova Street  
Brno 60200  
Czech Republic  
Tel. : 420 731 146 275  
Fax : 420 543 236 349

## Bankers

ICICI Bank Ltd.  
Bank of America

## Company Secretary

V. Balakrishnan

## Auditors

BSR & Co.  
Chartered Accountants

## Independent Auditors

(U.S. GAAP)  
KPMG

## Visit Infosys at

[www.infosys.com](http://www.infosys.com)

## Call us at

within the U.S.  
1 800 ITL INFO  
outside the U.S.  
91 80 2852 0261