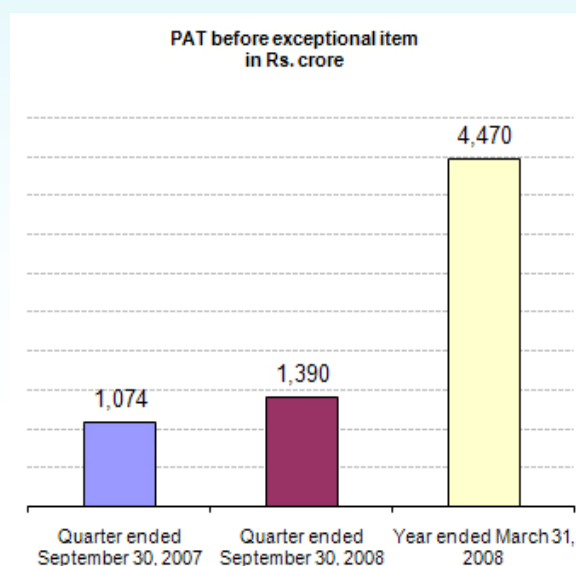
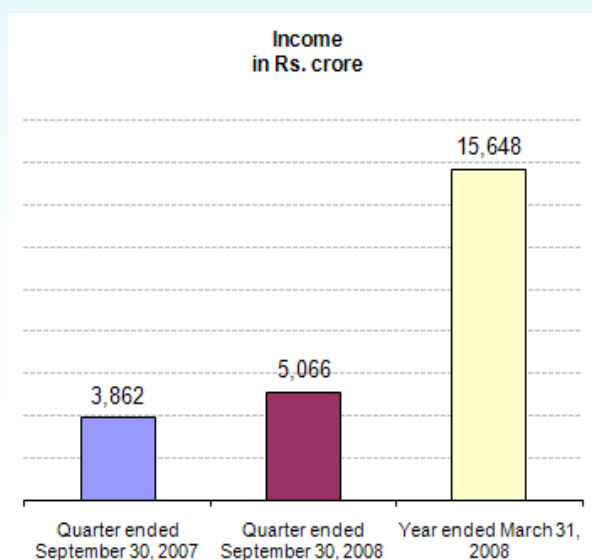


	Quarter ended September 30,		Half-year ended September 30,		Year ended March 31,
	2008	2007	2008	2007	2008
For the period					
Income	5,066	3,862	9,582	7,414	15,648
Operating profit (PBIDTA)	1,718	1,242	3,122	2,251	4,963
Operating profit/ total income (%)	33.91%	32.15%	32.58%	30.36%	31.72%
Profit after tax (PAT) and before exceptional item	1,390	1,074	2,652	2,102	4,470
PAT and before exceptional item/ total income (%)	27.44%	27.81%	27.68%	28.35%	28.57%
Profit after tax (PAT) and exceptional item	1,390	1,074	2,652	2,102	4,470
PAT and exceptional item/ total income (%)	27.44%	27.81%	27.68%	28.35%	28.57%
Earnings per share (par value Rs. 5/- each)					
Before exceptional items					
Basic	24.28	18.81	46.34	36.81	78.24
Diluted	24.23	18.74	46.24	36.67	77.98
After exceptional items					
Basic	24.28	18.81	46.34	36.81	78.24
Diluted	24.23	18.74	46.24	36.67	77.98
Capital expenditure	315	366	600	688	1,370
Dividend per share	10.00	6.00	10.00	6.00	13.25
Special Dividend per share	-	-	-	-	20.00
Dividend amount	572	343	572	343	1,902
At the end of the period					
Total assets			15,510	12,863	13,490
Fixed assets – net			4,215	3,529	3,931
Cash and cash equivalents (including liquid mutual funds)			8,305	6,760	7,689
Net current assets			10,194	8,320	8,496
Debt			-	-	-
Net worth			15,510	12,863	13,490
Equity			286	286	286
Market capitalization			80,038	108,116	82,362

Note:
Market capitalization is calculated by considering the share price at National Stock Exchange of India Limited on the shares outstanding at the period / year end.



	Quarter ended September 30,		Half-year ended September 30,		Year ended March 31,
	2008	2007	2008	2007	2008
Ratios – Financial performance					
Software development expenses / total revenue (%)	54.28	56.26	55.95	57.79	56.72
Gross profit / total revenue (%)	45.72	43.74	44.05	42.21	43.28
Selling and marketing expenses / total revenue (%)	5.05	5.13	4.93	4.98	4.67
General and administration expenses / total revenue (%)	6.75	6.45	6.54	6.85	6.90
SG&A expenses / total revenue (%)	11.80	11.58	11.47	11.83	11.57
Aggregate employee costs / total revenue (%)	47.85	50.38	49.18	50.73	49.89
Operating profit / total revenue (%)	33.91	32.17	32.58	30.38	31.72
Depreciation / total revenue (%)	3.18	3.44	3.30	3.60	3.49
Operating profit after depreciation and interest / total revenue (%)	30.73	28.72	29.28	26.78	28.23
Other income / total revenue (%)	1.52	3.70	2.17	5.37	4.36
Profit before tax and exceptional items / total revenue (%)	32.25	32.43	31.45	32.15	32.59
Tax / total revenue (%)	4.82	4.61	3.78	3.79	4.03
Effective tax rate - Tax / PBT (%)	14.93	14.21	12.01	11.79	12.35
Effective tax rate excluding tax reversal – Tax/ PBT (%)	14.93	14.21	13.04	13.93	14.73
PAT before exceptional items / total revenue (%)	27.44	27.82	27.68	28.36	28.57
PAT after exceptional items / total revenue (%)	27.44	27.82	27.68	28.36	28.57
PAT after exceptional items and excluding tax reversal / total revenue (%)	27.44	27.82	27.35	27.52	27.79
Ratios – Balance sheet					
Debt-equity ratio			-	-	-
Current ratio			4.18	4.98	3.28
Day's sales outstanding (Days) (LTM)			67	61	72
Cash and cash equivalents / total assets (%)*			53.55	52.55	57.00
Cash and cash equivalents / total revenue (%) (LTM)*			46.62	46.87	49.14
Capital expenditure / total revenue (%) (LTM)			7.20	11.37	8.76
Depreciation / average gross block (%) (LTM)			12.98	13.79	13.00
Technology investment / total revenue (%) (LTM)			2.68	2.83	2.57
Ratios – Return					
PAT before exceptional items / average net worth (%) (LTM)			35.39	39.08	36.26
ROCE (PBIT/Average capital employed) (%) (LTM)			40.40	42.96	41.38
Return on average invested capital (%) (LTM)*			68.11	73.34	71.12
Capital output ratio (LTM)			1.26	1.35	1.27
Invested capital output ratio (LTM)*			2.67	2.71	2.76
Ratios – Growth (%)					
Total revenue	31.16	18.01	29.25	20.74	19.01
Operating profit	38.27	17.88	38.60	16.83	17.47
Net profit (before exceptional items)	29.37	19.92	26.14	24.04	18.35
Net profit (before exceptional items and excluding tax reversal)	29.37	19.92	27.76	21.03	19.09
Net profit (after exceptional items)	29.37	19.92	26.14	23.60	18.16
Basic EPS (before exceptional items)	29.08	16.47	25.89	20.26	15.36
Basic EPS (before exceptional items and excluding tax reversal)	29.08	16.47	27.52	17.33	16.07
Basic EPS (after exceptional items)	29.08	16.47	25.89	20.26	15.18
Ratios – Per share					
Basic EPS (before exceptional items) (Rs.)	24.28	18.81	46.34	36.81	78.24
Basic EPS (before exceptional items and tax reversal) (Rs.)	24.28	18.81	45.80	35.91	76.12
Basic EPS (after exceptional items) (Rs.)	24.28	18.81	46.34	36.81	78.24
Basic cash EPS (before exceptional items) (Rs.)	27.10	21.14	51.86	41.48	87.80
Basic cash EPS (after exceptional items) (Rs.)	27.10	21.14	51.86	41.48	87.80
Price / earning, end of period **	15.94	25.84	15.94	25.84	18.40
Price / cash earnings, end of period **	14.25	22.94	14.25	22.94	16.40
PE / EPS growth **	0.55	1.57	0.62	1.28	1.20
Book value (Rs.)	270.92	225.19	270.92	225.19	235.84
Price / book value, end of period **	5.16	8.41	5.16	8.41	6.11
Dividend per share (Rs.)	10.00	-	10.00	6.00	13.25
Dividend (%)	200	-	200	120	265

Note:

The ratio calculations are based on stand alone Indian GAAP financial statements.

Dividend ratios exclude special dividend for fiscal 2008

LTM - Last Twelve Months

* Investments in liquid mutual funds have been considered as Cash & Cash equivalents for the purpose of above ratio analysis

** Before exceptional items

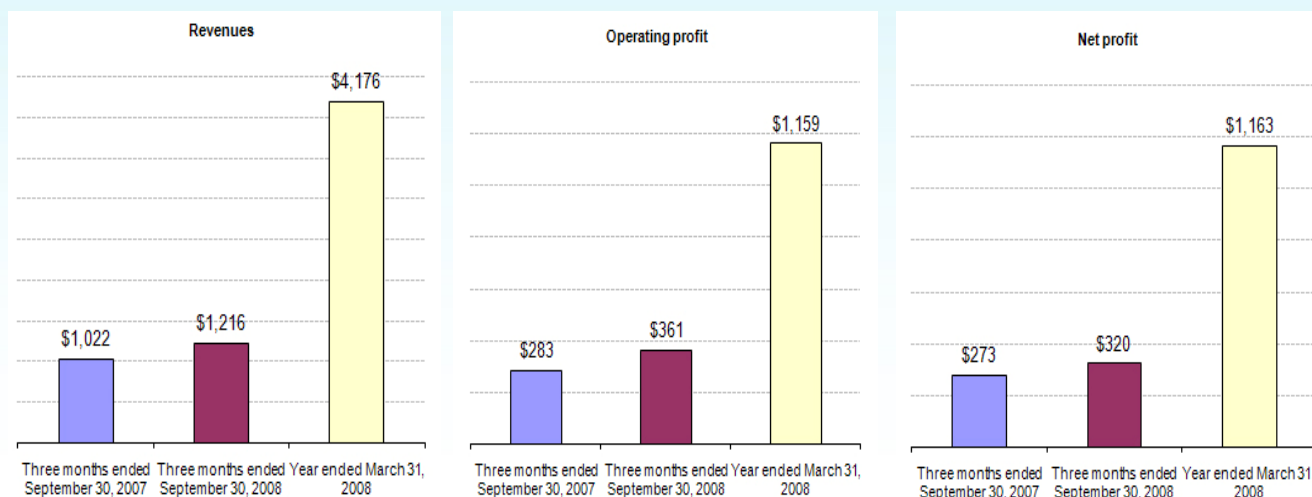
At a glance – IFRS (Consolidated financials)

Dollars in millions, except per share data

	Three months ended September 30,		Six months ended September 30,		Year ended March 31,
	2007	2008	2007	2008	2008
For the period					
Revenues	\$1,022	\$1,216	\$1,950	\$2,371	\$4,176
Operating profit	\$283	\$361	\$514	\$671	\$1,159
Operating profit/revenues (%)	27.7%	29.7%	26.4%	28.3%	27.8%
Net profit	\$273	\$320	\$538	\$628	\$1,163
Net profit/ revenues (%)	26.7%	26.3%	27.6%	26.5%	27.8%
Basic earnings per equity share	\$0.48	\$0.56	\$0.95	\$1.10	\$2.04
Cash dividend per equity share	-	-	\$0.16	\$0.68	\$0.31
Capital expenditure	\$100	\$88	\$183	\$168	\$373
At the end of the period					
Total assets			\$3,910	\$4,169	\$4,507
Property, plant and equipment			\$914	\$949	\$1,022
Cash and cash equivalents			\$1,822	\$1,886	\$2,058
Available-for-sale financial assets			\$4	-	\$18
Working capital			\$2,159	\$2,305	\$2,564
Equity			\$3,394	\$3,538	\$3,916
Share capital			\$64	\$64	\$64
Market capitalization (1)			\$27,199	\$17,040	\$20,580

Note:

(1) Market capitalization is calculated by considering the share price at National Stock Exchange of India Limited on the shares outstanding at the period / year end.



	Three months ended September 30,		Six months ended September 30,		Year ended March 31,
	2007	2008	2007	2008	2008
For the period					
Revenues	\$1,022	\$1,216	\$1,950	\$2,371	\$4,176
Operating income	\$281	\$359	\$510	\$667	\$1,151
Operating income/revenues (%)	27.5%	29.5%	26.1%	28.1%	27.6%
Net income	\$271	\$318	\$534	\$624	\$1,155
Net income/ revenues (%)	26.5%	26.2%	27.4%	26.3%	27.7%
Basic earnings per equity share	\$0.48	\$0.56	\$0.94	\$1.10	\$2.03
Cash dividend per equity share	-	-	\$0.16	\$0.68	\$0.31
Capital expenditure	\$100	\$84	\$183	\$164	\$374
At the end of the period					
Total assets			\$3,897	\$4,155	\$4,492
Property, plant and equipment, net			\$914	\$949	\$1,022
Cash and cash equivalents			\$1,837	\$1,886	\$2,058
Investments in liquid mutual fund units			\$4	-	\$18
Working capital			\$2,170	\$2,319	\$2,558
Stockholders' equity			\$3,390	\$3,531	\$3,910
Common stock			\$64	\$64	\$64
Market capitalization (1)			\$27,199	\$17,040	\$20,580

Note:

(1) Market capitalization is calculated by considering the share price at National Stock Exchange of India Limited on the shares outstanding at the period / year end.

Shareholder information

1. Registered office
Electronics City, Hosur Road, Bangalore 560 100, India
Tel.: +91-80-2852-0261, Fax: +91-80-2852-0362
Homepage: www.infosys.com
2. Listing on stock exchanges
In India : The Bombay Stock Exchange Limited (BSE), and National Stock Exchange of India Ltd. (NSE)
Outside India: NASDAQ Global Select in the US.
3. Par value of equity shares
Rs. 5/- each fully paid-up
4. Registrar and share transfer agent
Share transfers in physical form and other communication regarding share certificate, dividends, change of address, etc. may be addressed to:

Karvy Computershare Private Limited,
Registrars and Share Transfer Agents;
46, Avenue-4, Street No. 1,
Banjara Hills, Hyderabad-500 034
Tel.: +91-40-23431595, Fax: +91-40-23420814
5. Stock market data relating to shares listed in India
 - a. The company's market capitalization is included in the computation of the BSE-30 Sensitive Index (Sensex), the BSE Dollex and S&P CNX NIFTY Index.
 - b. Monthly high and low quotations as well as the volume of shares traded at BSE and NSE for the quarter ended September 30, 2008 is:

	BSE			NSE			Total
	High	Low	Volume	High	Low	Volume	Volume
	Rs.	Rs.	Nos.	Rs.	Rs.	Nos.	Nos.
July, 2008	1,821.10	1,538.90	1,07,80,597	1,821.9	1,539.55	4,67,42,306	5,75,22,903
August	1,748.50	1,603.70	61,44,667	1,749.1	1,603.9	2,93,69,597	3,55,14,264
September	1,789.55	1,391.95	69,90,394	1,789	1,393.3	4,29,00,099	4,98,90,493
For the period	1,821.10	1,391.95	2,39,15,658	1,821.9	1,393.3	11,90,12,002	14,29,27,660
Volume traded to shares outstanding (%)*							
Quarter ended September 30, 2008			5.17%			25.71%	30.88%
Quarter ended September 30, 2007			4.30%			21.92%	26.22%

The number of shares outstanding is 46,27,57,909. American Depositary Shares (ADSs) have been excluded for the purpose of this calculation.

6. Share transfer system
Shares sent for physical transfer are effected after giving a notice of 15 days to the seller for sale confirmation. The share transfer committee of the company meets as often as required.

The total number of shares transferred in physical form during the quarter ended September 30, 2008 was nil (quarter ended September 30, 2007 –12,824).

7. Investor services – Complaints Received

Nature of complaints	Quarter ended			
	September 30, 2008		September 30, 2007	
	Received	Attended to	Received	Attended to
Dividend Related	206	206	282	282

The company has attended to most of the investors' grievances/correspondences within a period of 10 days from the date of receipt of the same, during the quarter ended September 30, 2008 except in cases that are constrained by disputes or legal impediments.

8. Legal Proceedings

There are some pending cases relating to disputes over title to shares, in which the company has been made a party. However, these cases are not material in nature.

9. Categories of shareholders as on September 30, 2008

Category	No. of shareholders	Voting strength (%)	No. of shares held
PROMOTER HOLDING			
Indian promoters	19	16.50	9,44,84,978
NON PROMOTER HOLDING			
Institutional investors			
Mutual funds	243	3.92	2,24,65,957
Banks, financial institutions and insurance companies	70	4.50	2,57,40,719
Foreign institutional investors	686	32.54	18,62,84,508
Others			
Private corporate bodies	3,840	3.64	2,08,35,591
Indian public	4,95,511	18.69	10,70,10,501
Non resident Indians/ overseas corporate bodies	7,667	0.54	30,90,195
Trusts	47	0.50	28,45,460
Total	5,08,083	80.83	46,27,57,909
Equity shares underlying American Depository Shares*	1	19.17	10,97,41,946
Total	5,08,084	100.00	57,24,99,855

* Held by beneficial owners outside India.

10. Financial calendar (tentative and subject to change)

Financial results

Quarter ending December 31, 2008	Jan 13, 2009
Quarter and year ending March 31, 2009	Apr 15, 2009
Annual general meeting for the year ending March 31, 2009	Jun 20, 2009

11. Investors' correspondence

For queries relating to financial statements: For investor correspondence: For queries relating to shares/dividends:

Mr. V. Balakrishnan,
Chief Financial Officer;
 Infosys Technologies Limited
 Electronics City, Hosur Road,
 Bangalore-560 100, India,
 Tel.: +91-80-2852-0440.
 Fax: +91-80-2852-0754
 E-mail: balakv@infosys.com

Mr. Sandeep Mahindroo,
Manager-Investor Relations;
 Infosys Technologies Limited,
 66-7, Kaiser Drive
 Fremont, CA 94555
 Tel.: 001-510-739-3407,
 Fax: 001-510-742 3090
 E-mail: sandeep_mahindroo@infosys.com

Mr. Parvatheesam K,
Company Secretary;
 Infosys Technologies Limited,
 Electronics City, Hosur Road,
 Bangalore 561 100, India.
 Tel.: +91-80-2852-0261,
 Fax: +91-80-2852-0754
 E-mail: parvatheesam_k@infosys.com.

Stock exchange codes

Reuters Code	Bloomberg code	Exchange
INFY.BO (BSE)	INFO IN (BSE)	500209
INFY.NS (NSE)	NINFO IN (NSE)	INFOSYSTCH
INFY.O (NASDAQ)		INFY

13. Stock market data relating to American Depositary Shares (ADSs)

- a. ADS listed at: NASDAQ Global Select in the US
- b. Ratio of ADS to equity shares: One ADS for one equity share
- c. ADS symbol: INFY
- d. The American Depositary Shares issued under the ADS program of the company were listed on the NASDAQ National Market in the US on March 11, 1999. The monthly high and low quotations as well as the volume of ADSs traded at the NASDAQ National Market for the quarter ended September 30, 2008 are:

	High*		Low*		Volume
	\$	Rs.	\$	Rs.	
July 2008	43.99	2,066.21	37.02	1,738.82	7,75,11,515
August	42.42	1,992.46	39.58	1,859.07	5,32,50,223
September	41.11	1,930.93	29.35	1,378.56	8,52,02,705
For the period	43.99	2,066.21	29.35	1,378.56	21,59,64,443

Note:

1 ADS = 1 equity share. US\$ has been converted into Indian rupees at the monthly closing rates. The number of ADSs outstanding as on September 30, 2008 was 10,97,41,946. The percentage of volume traded to the total float was 196.80%.

14. ECS mandate

The company has received complaints regarding non-receipt of dividend warrants. All shareholders are requested to update their bank account details with their respective depositories. This would enable the company to service its investors better.

15. Change of address

The company has received complaints regarding non-receipt of dividend warrants and other corporate communications. All shareholders are requested to update their current address with their respective depositories immediately. This would enable the company to service its investors better.

Global Presence

North America		Europe		
<p>United States</p> <p>Atlanta 400 Galleria Parkway Suite 1490, Atlanta GA 30339 Tel.: 1 770 799 1860 Fax: 1 770 799 1861</p> <p>Bellevue 3326 160th Avenue SE Suite 300, Bellevue WA 98008 Tel.: 1 425 256 6200 Fax: 1 425 256 6201</p> <p>Bentonville, AR 2101 SE 25th Street Suite 175, Bentonville AR 72712 Phone: 479 271 4600 Fax: 479 271 4601</p> <p>Bridgewater 400 Crossing Boulevard Suite 101, Bridgewater NJ 08807 Tel.: 1 908 450 8200 Fax: 1 908 450 8201</p> <p>Charlotte 900 West Trade Street Suite 750, Charlotte NC 28202 Tel.: 1 704 264 1535 Fax: 1 704 264 1600</p> <p>Fremont 6607 Kaiser Drive Fremont, CA 94555 Tel.: 1 510 742 3000 Fax: 1 510 742 3090</p> <p>Hartford 95 Glastonbury Blvd Somerset Square, Glastonbury CT 06033 Tel.: 1 860 494 4139 Fax: 1 860 494 4140</p> <p>Houston 14800 St. Mary's Lane Suite 160, Houston TX 77079 Tel.: 1 281 493 8698 Fax: 1 281 493 8601</p> <p>Lake Forest One Spectrum Pointe Suite 350, Lake Forest CA 92630 Tel.: 1 949 206 8400 Fax: 1 949 206 8499</p> <p>Lisle 2300 Cabot Drive Suite 250, Lisle IL 60532 Tel.: 1 630 482 5000 Fax: 1 630 505 9144</p>	<p>New York 630 Fifth Avenue Suite 1600, Rockefeller Center New York NY 10111 Tel.: 1 646 254 3100 Fax: 1 646 254 3101</p> <p>Phoenix 10835 N 25th Avenue Suite 200, Phoenix AZ 85029 Tel.: 1 480 655 3598 Fax: 1 480 655 3501</p> <p>Plano 6100, Tennyson Parkway Suite 200, Plano TX 75024 Tel.: 1 469 229 9400 Fax: 1 469 229 9598</p> <p>Quincy Two Adams Place Quincy MA 02169 Tel.: 1 781 356 3100 Fax: 1 781 356 3150</p> <p>Reston 12021 Sunset Hills Road Suite 340, Reston VA 20190 Tel.: 1 703 234 3798 Fax: 1 703 234 3701</p> <p>Southfield 3000 Town Center Suite 2859, Southfield MI 48075 Tel.: 1 248 603 4397 Fax: 1 248 208 3315</p> <p>Canada</p> <p>Toronto 5140 Yonge Street Suite 1400 Toronto Ontario M2N 6L7 Tel.: 1 416 224 7400 Fax: 1 416 224 7449</p> <p>Calgary Suite 2600, SunLife Plaza West 144-4th Avenue SW Calgary AB T2P 3N4 Tel.: 1 403 269 1344 Fax: 1 403 716 3637</p>	<p>Belgium Regus Park Atrium 11, Rue des Colonies Kolonienstraat B 1000 Brussels Tel.: 32 2 517 62 30 Fax: 32 2 517 67 00</p> <p>Czech Republic Regus Business Center Prague Stock Exchange Rybna Street 682/14 110 05 Prague 1 Czech Republic Tel.: 420 222 191 387 Fax: 420 222 191 700</p> <p>Denmark Regus Copenhagen Larsbjoernsstraede 3 1454 Copenhagen Tel.: 45 33 3772 94 Fax: 45 33 3243 70</p> <p>Finland Regus Mannerheimintie 12 B 00100 Helsinki Tel.: 358 925 166 239 Fax: 358 925 166 100</p> <p>France</p> <p>Paris 12 Avenue de l'Arche Faubourg de l'Arche 92419 Courbevoie Cedex Paris Tel.: 33 1 46 91 84 56 Fax: 33 1 46 91 88 45</p> <p>Toulouse 7, Avenue Didier Daurat 1st Floor, Blagnac 31700 Toulouse Tel.: 33 5 34 50 92 77 Fax: 33 5 34 50 91 90</p> <p>Germany</p> <p>Frankfurt Topas 1 Mergenthalerallee 77 65760 Eschborn / Frankfurt Tel.: 49 6196 9694 0 Fax: 49 6196 9694 200</p> <p>Stuttgart Liebknechtstrasse 33 D 70565 Stuttgart Tel.: 49 711 7811 570 Fax: 49 711 7811 571</p> <p>Walldorf SAP Partner Port Office Altrottstr. 3, 69190 Walldorf Tel.: 49 6227 73 4350 Fax: 49 6227 73 4359</p>	<p>Ireland Ballsbridge Regus Centre Alexandra House - Sweepstakes Dublin 4 Tel.: 353 1631 9000 Fax: 353 1631 9001</p> <p>Italy Via Torino 2 20123 Milano Tel.: 39 02 7254 6456 Fax: 39 02 7254 6400</p> <p>Norway Regus Business Centre Ibsen AS C. J. Hambrosplass 2C 1st Floor, Oslo 0164 Tel.: 47 22 99 60 42 Fax: 47 22 99 60 10</p> <p>Spain Calle Ribera del Loira 46 (Regus) 28042, Madrid Tel.: 34 91 503 0644 Fax: 34 91 503 0530</p> <p>Sweden Stureplan 4C, 4tr 114 35, Stockholm Tel.: 46 8 463 1112 Fax: 46 8 463 1114</p> <p>Switzerland</p> <p>Geneva G Block, 1st Floor ICC Route de Pré-Bois 20 1215 Geneva Tel.: 41 22 710 7980 Fax: 41 22 710 7989</p> <p>Zurich 3rd Floor, Badenerstrasse 530 8048 Zurich Tel.: 41 43 817 4170 Fax: 41 43 817 4150</p> <p>The Netherlands World Trade Center H-Tower, 23rd Floor Zuidplein 190 1077 XV Amsterdam Tel.: 31 20 796 5500 Fax: 31 20 796 5501</p>	<p>United Kingdom</p> <p>London 14th & 15th Floor 10 Upper Bank Street Canary Wharf London E 14 5NP Tel.: 44 20 7715 3300 Fax: 44 20 7715 3301</p> <p>Milton Keynes MWB Business Exchange Centres Exchange House 494 Midsummer Boulevard Central Milton Keynes MK9 2EA Tel.: 44 190 825 5500 Fax: 44 190 825 5700</p> <p>Swindon Part First Floor Wakefield House Aspect Park Pipers Way Swindon SN 31RE Tel.: 44 179 352 8766 Fax: 44 179 352 3714</p>

Global Presence

India	Subsidiaries			
<p>Bangalore Electronics City, Hosur Road Bangalore 560 100 Tel.: 91 80 2852 0261 Fax: 91 80 2852 0362 Infosys – Center Point Offshore Development Center Plot No. 26A Electronics City, Hosur Road Bangalore 560 100 Tel.: 91 80 2852 0261 Fax: 91 80 2852 0362 Reddy Building K 310, 1st Main, 5th Block Koramangala Bangalore 560 095 Tel.: 91 80 2553 2591 Fax: 91 80 2553 0391</p> <p>Bhubaneswar Plot No. E / 4, Info City Bhubaneswar 751 024 Tel.: 91 674 232 0032 Fax: 91 674 232 0100</p> <p>Chandigarh Ground Floor, Block A & B DLF Building, Plot No. 2 Rajiv Gandhi Chandigarh Technology Park Kishangarh, Mani Majra Chandigarh 160 101 Tel.: 91 17 2502 1100 Fax: 91 17 2504 6222 Plot No. 1 Rajiv Gandhi Chandigarh Technology Park Kishangarh Chandigarh 160 101 Tel.: 91 17 2503 8000 Fax: 91 17 2506 0860</p> <p>Chennai 138 Old Mahabalipuram Road Sholinganallur Chennai 600 119 Tel.: 91 44 2450 9530 Fax: 91 44 2450 0390 Mahindra Industrial Park TP 1/1, Central Avenue Techno Park SEZ Mahindra World City Natham Sub Post, Chengelpet Kancheepuram District Chennai 603 002 Tel.: 91 44 4741 1111 Fax: 91 44 4741 5151</p> <p>Hyderabad Survey No. 210 Manikonda Village Lingampally, Rangareddy (Dist.) Hyderabad 500 032 Tel.: 91 40 6642 0000 Fax: 91 40 2300 5223</p> <p>Mangalore Kuloor Ferry Road, Kottara Mangalore 575 006 Tel.: 91 824 245 1485 / 88 Fax: 91 824 245 1504 IT & ITeS SEZ Kamblapadav Kurnad Post, Pajeet Village Bantwal Taluk 574 153 Dakshina Kannada District Tel.: 91 824 228 4492 Fax: 91 824 228 4491</p>	<p>Mumbai 85, 'C', Mittal Towers 8th Floor, Nariman Point Mumbai 400 021 Tel.: 91 22 2284 6490 Fax: 91 22 2284 6489</p> <p>Mysore No. 350, Hebbal Electronics City Hootagalli, Mysore 570 018 Tel.: 91 821 240 4101 Fax: 91 821 240 4200</p> <p>New Delhi K30, Green Park Main Behind Green Park Market New Delhi 110 016 Tel.: 91 11 2651 4829 Fax: 91 11 2685 3366</p> <p>Pune Plot No. 1 Rajiv Gandhi Infotech Park Hinjawadi, Taluka Mulshi Pune 411 057 Tel.: 91 20 2293 2800 Fax: 91 20 2293 2832 Plot No. 24 Rajiv Gandhi Infotech Park Phase II, Village Maan Taluka Mulshi, Pune 411 057 Tel.: 91 20 3982 7000 Fax: 91 20 3982 8000</p> <p>Thiruvananthapuram 3rd Floor, Bhavani Technopark Thiruvananthapuram 695 581 Tel.: 91 471 270 0888 Fax: 91 471 270 0889</p> <p>Asia Pacific</p> <p>Hong Kong 16F Cheung Kong Centre 2 Queen's Road Central Central, Hong Kong Tel.: 852 2297 2231 Fax: 852 2297 0066</p> <p>Japan Izumi Garden Wing 2F 1-6-3, Roppongi, Minato-ku Tokyo 106 0032 Tel.: 81 3 5545 3251 Fax: 81 3 5545 3252</p> <p>Mauritius 4th Floor, B Wing Ebène Cyber Towers Reduit, Mauritius Tel.: 230 401 9200 Fax: 230 464 1318</p> <p>United Arab Emirates Z3 Office 11, SAIF Zone P. O. Box 8230, Sharjah Tel.: 971 6557 1068 Fax: 971 6557 3768</p>	<p>Infosys BPO Limited</p> <p>Australia</p> <p>Melbourne Level 5,818,Bourke Street, Docklands VIC 3008, PO Box 528, Collins Street West, Melbourne VIC 8007 Tel.: 61 3 9860 2000 Fax: 61 3 9860 2999</p> <p>Canada</p> <p>Toronto 5140, Yonge Street Suite 1400 Toronto ON M2N 6L7 Tel.: 416 224 7400 Fax: 416 224 7449</p> <p>Czech Republic</p> <p>Brno Holandka 9,63900,Brno Tel.: 420 542 212406 Fax: 420 543 236349</p> <p>India</p> <p>Bangalore Electronics City, Hosur Road Bangalore 560 100 Tel.: 91 80 2852 2405 Fax: 91 80 2852 2411 Salarpuria Infozone Wing A, No. 39(P), 41(P) & 42(P) Electronic City Phase II Industrial Area Bangalore 560100 Tel.: 91 80 4067 0035 Fax: 91 80 4067 0034 27, SJR Towers Bannerghatta Road J. P. Nagar, III Phase Bangalore 560 078 Tel.: 91 80 5103 2000 Fax: 91 80 2658 8676 No. 151/1, (600 / 677) Opp. IIMB, Doorasanipalya Bannerghatta Road Bangalore 560 076 Tel.: 91 80 4103 2923 Fax: 91 80 2658 8676 GNR Chambers 882 & 883, 8th Main J. P. Nagar, III Phase Bangalore 560 078 Tel.: 91 80 4100 3202 Fax: 91 80 2658 8676</p> <p>Chennai Temple Steps 6th & 7th Floor No. 184, Annasalai Saidapet Chennai 600 015 Tel.: 91 44 6600 7000 Fax: 91 44 6600 7005</p> <p>Gurgaon The Presidency, 351/2 Mehrauli Gurgaon Road Gurgaon 122 001 Tel.: 91124 4267 747 Fax: 91124 3922 103</p> <p>Jaipur Plot No. E-142-143 Sitapura Industrial Area Jaipur 302022 Tel.: 91141 2771 325 Fax: 91141 2771 325</p>	<p>Pune Plot No. 1, Building No. 4 Pune Infotech Park Hinjawadi, Taluka Mulshi Pune 411 057 Tel.: 91 20 2293 2900 Fax: 91 20 2293 4540 Plot No. 24 Rajiv Gandhi Infotech Park Phase II, Village Maan Taluka Mulshi, Pune 411 057 Tel.: 91 20 2293 2800 Fax: 91 20 2293 4540</p> <p>The Netherlands Regus WTC Zuidplein Zuidplein 36 1077 XV Amsterdam Tel.: 31 20 799 7800 Fax: 31 20 799 7801</p> <p>Infosys BPO</p> <p>Philippines 3rd Floor, Trade Hall Metro Market, Bonifacio Global City Fort Bonifacio Taguig City Metro Manila, Philippines Tel.: 632 856 3319 Fax: 632 856 3320</p> <p>Infosys BPO Poland</p> <p>Sp. z o.o. Al. Piłsudskiego 22 90-051 Lodz, Poland Tel.: 48 42 291 8000 Fax: 48 42 291 8081</p> <p>Infosys BPO</p> <p>(Thailand) Ltd. No.1768, 26th Floor, Thai Summit Tower New petchaburi Road, Bangkapi Huaykwang, Bangkok 10310 Tel.: 662 614 3444 Fax: 662 614 3333</p> <p>United Kingdom 14th Floor 10 Upper Bank Street Canary Wharf London E14 5NP Tel.: 44 20 7715 3388 Fax: 44 20 7715 3301</p> <p>United States</p> <p>Bridgewater 400 Crossing Boulevard 1st Floor, Bridgewater NJ 08807 Tel.: 1 908 450 8209 Fax: 1 908 842 0284</p> <p>Infosys Technologies (Australia) Pty. Limited Melbourne Level 5,818,Bourke Street, Docklands VIC 3008, PO Box 528, Collins Street West, Melbourne VIC 8007 Tel.: 61 3 9860 2000 Fax: 61 3 9860 2999</p> <p>Brisbane Level 12, 259 Queen Street Brisbane QLD 4000 Tel.: 61 7 3231 9800 Fax: 61 7 3231 9899</p>	<p>Sydney Level 43, 77 Pacific Highway PO Box 1885 North Sydney NSW 2060 Tel.: 61 2 8912 1500 Fax: 61 2 8912 1555</p> <p>Infosys Technologies (China) Co. Ltd. Bldg. No. 24 & 25 Shanghai Pudong Software Park 498 Guoshoujing Road Pudong New Area Shanghai 201203 Tel.: 86 21 5027 1588 Fax: 86 21 5080 2927 Bldg. 18, Capital of Leaders 1387 Zhang Dong Road Zhang Jiang Hi-Technology Park Pudong New Area Shanghai 201203 Tel.: 86 21 6105 5500 Fax: 86 21 6105 5501</p> <p>Hangzhou 18F Huarong Times Mansion 3880 Jiangnan Avenue Binjiang District Tel.: 86571 28992690 Fax: 86571 28992690</p> <p>Beijing 14th Floor, IBM Tower Pacific Century Place 2A Workers Stadium Road North Chaoyang District Beijing 100027 Tel.: 86 10 6539 1095 Fax: 86 10 6539 1060</p> <p>Infosys Consulting Inc.</p> <p>North America 6100, Tennyson Parkway Suite 200, Plano, TX 75024 Tel.: 1 469 229 9400 Fax: 1 469 229 9598</p> <p>United Kingdom 14th & 15th Floor 10 Upper Bank Street Canary Wharf London E 14 5NP Tel.: 44 20 7715 3300 Fax: 44 20 7715 3301</p> <p>Mexico</p> <p>Infosys Technologies S. DE R. L. DE CV. Av. Acueducto #2610 4piso Col. Del Paseo Residencial Monterrey, N.L. C. P. 64920 Tel.: 52 1 8112538400 Fax: 52 81 1253 8401</p>