

At a glance – Indian GAAP (Stand-alone financials)

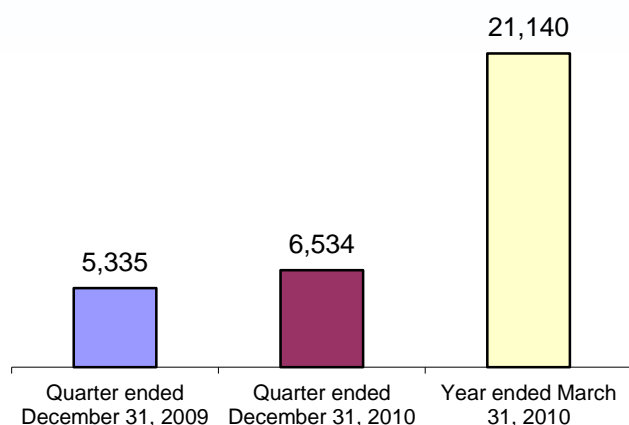
In ₹ crore, except per share data

	Quarter ended December 31,		Nine months ended December 31,		Year ended March 31,
	2010	2009	2010	2009	2010
For the period					
Income	6,534	5,335	18,717	15,640	21,140
Operating profit (PBIDTA)	2,177	1,894	6,215	5,466	7,360
Operating profit/ total income (%)	33.32%	35.50%	33.21%	34.95%	34.82%
Profit after tax (PAT) and before exceptional item	1,641	1,471	4,713	4,373	5,755
PAT and before exceptional item/ total income (%)	25.11%	27.57%	25.18%	27.96%	27.22%
Profit after tax (PAT) and exceptional item	1,641	1,471	4,713	4,373	5,803
PAT and exceptional item/ total income (%)	25.11%	27.57%	25.18%	27.96%	27.45%
Earnings per share (par value ₹ 5/- each)					
Before exceptional item					
Basic (₹)	28.59	25.66	82.11	76.30	100.37
Diluted (₹)	28.58	25.63	82.08	76.21	100.26
After exceptional item					
Basic (₹)	28.59	25.66	82.11	76.30	101.22
Diluted (₹)	28.58	25.63	82.08	76.21	101.10
Capital expenditure	382	125	843	395	581
Dividend per share (₹)	–	–	10.00	10.00	25.00
30 th year special dividend (₹)	–	–	30.00	–	–
Dividend amount					
Interim dividend	–	–	574	573	1,434
30 th year special dividend	–	–	1,722	–	–
At the end of the period					
Total assets			24,322	21,571	22,268
Fixed assets – net			4,434	4,210	4,188
Cash and cash equivalents (including liquid mutual funds and certificates of deposit)			14,482	13,494	14,794
Net current assets			17,273	10,838	13,141
Debt			–	–	–
Net worth			24,095	21,571	22,036
Equity			287	287	287
Market capitalization ⁽¹⁾			197,659	149,182	150,110

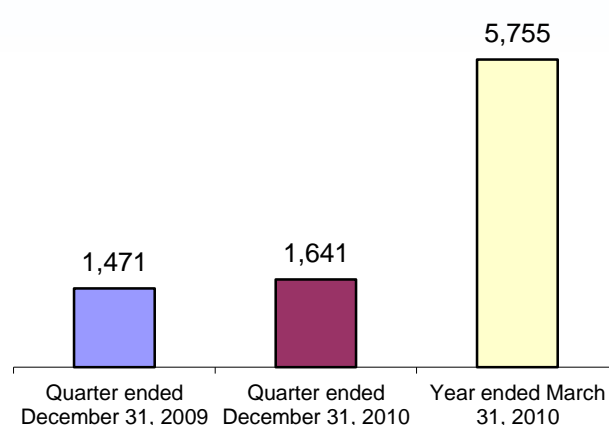
Note: The previous period figures have been regrouped / reclassified, wherever necessary to confirm to the current presentation.

⁽¹⁾ Market capitalization is calculated by considering the share price at National Stock Exchange of India Limited on the shares outstanding at the period / year end.

Income
in ₹. crore



PAT before exceptional item
in ₹ crore



	Quarter ended December 31,		Nine months ended December 31,		Year ended March 31,
	2010	2009	2010	2009	2010
Ratios-Financial performance					
Export revenue / total revenue (%)	97.67	98.76	97.85	98.82	98.73
Domestic revenue / total revenue (%)	2.33	1.24	2.15	1.18	1.27
Software development expenses / total revenue (%)	56.01	54.36	56.14	54.48	54.68
Gross profit / total revenue (%)	43.99	45.64	43.86	45.52	45.32
Selling and marketing expenses / total revenue (%)	4.90	4.85	4.82	4.53	4.61
General and administration expenses / total revenue (%)	5.77	5.29	5.84	6.04	5.90
SG&A expenses / total revenue (%)	10.67	10.14	10.66	10.57	10.51
Aggregate employee costs / total revenue (%)	49.10	48.32	48.93	48.89	48.96
Operating profit before depreciation/ total revenue (%)	33.32	35.50	33.21	34.95	34.82
Depreciation / total revenue (%)	2.82	3.84	2.94	3.92	3.82
Operating profit after depreciation and interest / total revenue (%)	30.50	31.66	30.26	31.03	31.00
Other income / total revenue (%)	4.21	4.18	4.06	4.60	4.30
Profit before tax and exceptional item/ total revenue (%)	34.71	35.82	34.32	35.63	35.35
Tax / total revenue (%)	9.60	8.25	9.14	7.67	8.12
Effective tax rate - Tax / PBT (%)	27.65	23.02	26.63	21.52	22.98
PAT before exceptional item/ total revenue (%)	25.11	27.57	25.18	27.96	27.22
PAT after exceptional item/ total revenue (%)	25.11	27.57	25.18	27.96	27.45
Ratios – Balance sheet					
Debt-equity ratio			–	–	–
Current ratio			6.72	4.81	4.46
Day's sales outstanding (Days) (LTM)			60	54	56
Cash and cash equivalents / total assets (%) ⁽²⁾			59.54	62.56	66.44
Cash and cash equivalents / total revenue (%) (LTM) ⁽²⁾			59.80	64.59	70.03
Capital expenditure / total revenue (%) (LTM)			4.25	3.29	2.75
Operating cash flows / total revenue (%)			18.84	29.53	27.80
Depreciation / average gross block (%) (LTM) ⁽¹⁾			10.87	13.48	13.73
Technology investment / total revenue (%) (LTM)			2.10	2.32	2.12
Ratios – Return					
PAT before exceptional item / average net worth (%) (LTM)			26.69	30.72	28.89
ROCE (PBIT/Average capital employed) (%) (LTM)			36.46	38.46	37.51
Return on average invested capital (%) (LTM) ⁽²⁾			61.53	66.11	68.75
Capital output ratio (LTM)			1.06	1.08	1.05
Invested capital output ratio (LTM) ⁽²⁾			2.74	2.59	2.81
Ratios- Year-on-year Growth (%)					
Overseas revenue	21.12	(1.95)	18.50	4.21	4.33
Total revenue	22.47	(1.73)	19.67	4.19	4.32
Operating profit	14.94	(3.17)	13.70	7.64	6.57
Net profit (before exceptional item)	11.56	(7.95)	7.77	2.89	(1.10)
Net profit (after exceptional item)	11.56	(7.95)	7.77	2.89	(0.27)
Basic EPS (before exceptional item)	11.42	(8.09)	7.61	2.73	(1.26)
Basic EPS (after exceptional item)	11.42	(8.09)	7.61	2.73	(0.42)
Ratios –Per share					
Basic EPS (before exceptional item) (₹)	28.59	25.66	82.11	76.30	100.37
Basic EPS (after exceptional item) (₹)	28.59	25.66	82.11	76.30	101.22
Basic cash EPS (before exceptional item) (₹)	31.79	29.23	91.71	86.99	114.46
Basic cash EPS (after exceptional item) (₹)	31.79	29.23	91.71	86.99	115.30
Price / earnings, end of period ⁽³⁾	32.43	25.10	32.42	25.09	26.06
Price / cash earnings, end of period ⁽³⁾	28.89	22.05	28.89	22.04	22.85
PE / EPS growth ⁽³⁾	2.84	(3.10)	4.26	9.19	(20.68)
Book value (₹)	419.68	376.11	419.68	376.11	384.01
Price / book value, end of period ⁽³⁾	8.20	6.92	8.20	6.92	6.81
Dividend per share (₹)	–	–	10.00	10.00	25.00
30 th year special dividend (₹)	–	–	30.00	–	–
Dividend (%) ⁽⁴⁾	–	–	800	200	500

Note: The ratio calculations are based on stand alone Indian GAAP financial statements.

The previous period figures have been regrouped / reclassified, wherever necessary to confirm to the current presentation.

LTM Last Twelve Months

⁽¹⁾ Gross block excludes land (non depreciable asset)

⁽²⁾ Investments in liquid mutual funds and certificates of deposit have been considered as Cash and Cash equivalents for the purpose of above ratio analysis

⁽³⁾ Before exceptional items

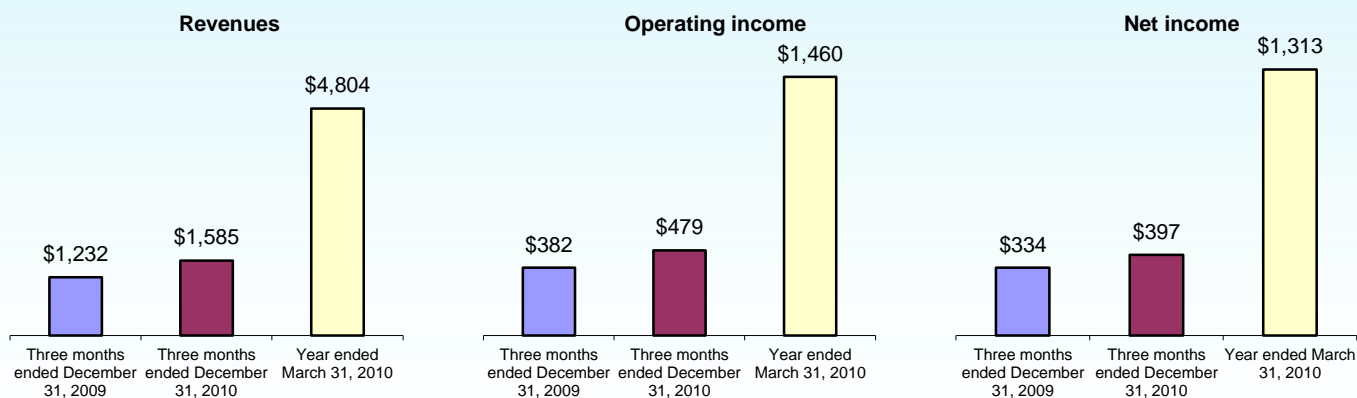
⁽⁴⁾ Including 30th year special dividend

	Quarter ended December 31,		Nine months ended December 31,		Year ended March 31,
	2010	2009	2010	2009	2010
For the period					
Revenues	\$1,585	\$1,232	\$4,439	\$3,508	\$4,804
Operating profit	479	382	1,315	1,070	1,460
Operating profit/revenues (%)	30.22%	31.01%	29.62%	30.50%	30.39%
Net profit	397	334	1,097	964	1,313
Net profit/ revenues (%)	25.05%	27.11%	24.71%	27.48%	27.33%
Basic earnings per equity share (\$)	0.69	0.59	1.92	1.69	2.30
Cash dividend per equity share (\$)	–	–	0.55	0.48	0.48
30 th year Special dividend per equity share (\$)	–	–	0.67	–	–
Capital expenditure	\$93	\$34	\$211	\$105	\$143
At the end of the period					
Total assets			\$6,558	\$5,578	\$6,148
Property, plant and equipment			1,057	961	989
Cash and cash equivalents ⁽¹⁾			3,555	3,105	3,524
Working capital			4,148	3,438	3,943
Equity			5,695	4,818	5,361
Share capital			64	64	64
Market capitalization ⁽²⁾			\$44,209	\$32,062	\$33,432

Note:

(1) Cash and cash equivalents include available-for-sale financial assets and certificates of deposit

(2) Market capitalization is calculated by considering the share price at National Stock Exchange of India Limited on the shares outstanding at the period / year end.



At a glance – IFRS INR (Consolidated)

In ₹ Crore except per share data

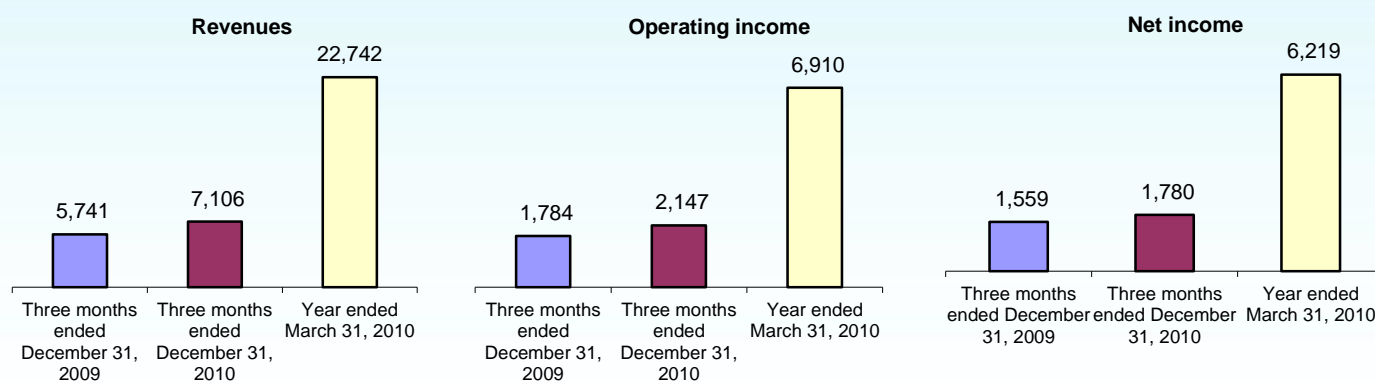
	Quarter ended December 31,		Nine months ended December 31,		Year ended March 31,
	2010	2009	2010	2009	2010
For the period					
Revenues	7,106	5,741	20,251	16,798	22,742
Operating profit	2,147	1,784	6,000	5,121	6,910
Operating profit/revenues (%)	30.21%	31.07%	29.63%	30.49%	30.4%
Net profit	1,780	1,559	5,005	4,619	6,219
Net profit/ revenues (%)	25.05%	27.16%	24.71%	27.50%	27.3%
Basic earnings per equity share (₹)	31.15	27.33	87.62	81.00	109.02
Cash dividend per equity share (₹)	–	–	25.00	23.50	23.50
30 th year Special dividend per equity share (₹)	–	–	30.00	–	–
Capital expenditure	418	150	963	474	674
At the end of the period					
Total assets			29,321	25,966	27,612
Property, plant and equipment			4,724	4,473	4,439
Cash and cash equivalents ⁽¹⁾			15,897	14,449	15,819
Working capital			18,543	15,989	17,697
Equity			25,464	22,420	24,073
Share capital			286	286	286
Market capitalization ⁽²⁾			197,659	149,182	150,110

Note:

(1) Cash and cash equivalents include available-for-sale financial assets and certificates of deposit

(2) Market capitalization is calculated by considering the share price at National Stock Exchange of India Limited on the shares outstanding at the period / year end.

The Securities and Exchange Board of India (SEBI) had on November 9, 2009 issued a press release permitting listed entities having subsidiaries to voluntarily submit the consolidated financial statements as per IFRS. Further, SEBI issued a circular, dated April 5, 2010, wherein the Listing Agreement has been modified to this effect from March 31, 2010. Consequent to this, the company has voluntarily prepared and published audited consolidated IFRS Financial Statements for the quarter and nine months ended December 31, 2010.



Shareholder information

1. Registered office
Electronics City, Hosur Road, Bangalore - 560 100, India
Tel.: 91 80 2852 0261, Fax: 91 80 2852 0362
Homepage: www.infosys.com
2. Listing on stock exchanges
In India: The Bombay Stock Exchange Limited (BSE), and National Stock Exchange of India Limited (NSE)
Outside India: NASDAQ Global Select in the US.
3. Par value of equity shares
₹ 5/- each fully paid-up
4. Registrar and share transfer agent
Share transfers in physical form and other communication regarding share certificate, dividends, change of address, etc. may be addressed to:

Karvy Computershare Private Limited
Registrars and Share Transfer Agents;
46, Avenue-4, Street No. 1,
Banjara Hills, Hyderabad - 500 034
Tel.: 91 40 23431595, Fax: 91 40 23420814

5. Stock market data relating to shares listed in India

- a. The company's market capitalization is included in the computation of the BSE-30 Sensitive Index (Sensex), the BSE Dollex and S&P CNX NIFTY Index.
- b. Monthly high and low quotations as well as the volume of shares traded at BSE and NSE for the quarter ended December 31, 2010 is:

	BSE			NSE			Total Volume
	High (₹)	Low (₹)	Volume (No.)	High (₹)	Low (₹)	Volume (No.)	(BSE & NSE) (No.)
Oct 2010	3,184.25	2,969.60	29,26,489	3,185.25	2,970.85	2,47,46,483	2,76,72,972
Nov	3,082.90	2,966.45	16,12,368	3,082.65	2,963.80	1,73,13,835	1,89,26,203
Dec	3,445.00	3,054.55	19,67,499	3,446.95	3,052.40	1,74,02,190	1,93,69,689
Total			65,06,356			5,94,62,508	6,59,68,864
Volume traded/average outstanding shares (%)	Q3 FY 2011		1.40			12.67	14.07
	Q3 FY 2010		2.37			14.97	17.33

The number of shares outstanding is 46,91,64,603. American Depositary Shares (ADSs) have been excluded for the purpose of this calculation.

6. Share transfer system

Shares sent for physical transfer are effected after giving a notice of 15 days to the seller for sale confirmation. The share transfer committee of the company meets as often as required.

The total number of shares transferred in physical form during the quarter ended December 31, 2010 was Nil (quarter ended December 31, 2009 – 3,202).

7. Investor services – Complaints Received

Nature of complaints	Quarter ended			
	Dec 31, 2010		Dec 31, 2009	
	Received	Attended to	Received	Attended to
Dividend/annual report related	168	168	188	188

The company has attended to most of the investors' grievances/correspondences within a period of 10 days from the date of receipt of the same, during the quarter ended December 31, 2010 except in cases that are constrained by disputes or legal impediments.

8. Legal Proceedings

There are some pending cases relating to disputes over title to shares, in which the company has been made a party. However, these cases are not material in nature.

9. Categories of shareholders as on December 31, 2010

Category	No. of shareholders	Voting strength (%)	No. of shares held
PROMOTER HOLDING			
Indian promoters	19	16.04	9,20,85,078
NON PROMOTER HOLDING			
Institutional investors			
Mutual funds	321	4.28	2,45,94,900
Banks, financial institutions and insurance companies	48	4.16	2,38,32,112
Foreign institutional investors	935	36.60	21,01,24,296
Others			
Private corporate bodies	3,059	6.04	3,46,98,921
Indian public	3,92,188	13.27	7,61,71,731
Non resident Indians/ overseas corporate bodies	6,331	0.83	47,77,083
Trusts	38	0.50	28,80,482
Total	4,02,939	81.72	46,91,64,603
Equity shares underlying American Depository Shares*	1	18.28	10,49,65,090
Total	4,02,940	100.00	57,41,29,693

* Held by beneficial owners outside India.

10. Financial calendar (tentative and subject to change)

Financial results

Quarter and year ending March 31, 2011	Apr 15, 2011
Annual general meeting for the year ending March 31, 2011	Jun 11, 2011

11. Investors' correspondence

For queries relating to financial statements: For investor correspondence: For queries relating to shares/dividends:

Mr. V. Balakrishnan
Chief Financial Officer

Infosys Technologies Limited
Electronics City, Hosur Road,
Bangalore - 560 100, India
Tel.: 91 80 2852 0440
Fax: 91 80 2852 0754
E-mail: balakv@infosys.com

Mr. Sandeep Mahindroo
Manager-Investor Relations

Infosys Technologies Limited
66-7, Kaiser Drive,
Fremont, CA 94555
Tel.: 001 510 739 3407
Fax: 001 510 742 3090
E-mail: sandeep_mahindroo@infosys.com

Mr. Parvatheesam K.
Company Secretary

Infosys Technologies Limited
Electronics City, Hosur Road,
Bangalore - 561 100, India
Tel.: 91 80 2852 0261
Fax: 91 80 2852 0754
E-mail: parvatheesam_k@infosys.com

Stock exchange codes

Reuters Code	Bloomberg code	Exchange
INFY.BO (BSE)	INFO IN (BSE)	500209
INFY.NS (NSE)	NINFO IN (NSE)	INFOSYSTCH
INFY.O (NASDAQ)		INFY

13. Stock market data relating to American Depositary Shares (ADSs)

- a. ADS listed at: NASDAQ Global Select in the US
- b. Ratio of ADS to equity shares: One ADS for one equity share
- c. ADS symbol: INFY
- d. The American Depositary Shares issued under the ADS program of the company were listed on the NASDAQ National Market in the US on March 11, 1999. The monthly high and low quotations as well as the volume of ADSs traded at the NASDAQ National Market for the quarter ended December 31, 2010 are:

	High		Low		Volume
	\$	₹	\$	₹	
Oct 2010	71.20	3,154.16	66.34	2,947.48	35,749,334
Nov	69.56	3,191.41	64.51	2,959.71	24,238,801
Dec	76.41	3,416.29	67.85	3,033.57	18,654,990
For the period	76.41	3,416.29	66.34	2,947.48	78,643,125

Note: 1 ADS = 1 equity share. US\$ has been converted into Indian rupees at the monthly closing rates. The number of ADSs outstanding as on December 31, 2010 was 10,49,65,090. The percentage of volume traded to the total float was 74.92%.

14. ECS mandate

The company has received complaints regarding non-receipt of dividend warrants. All shareholders are requested to update their bank account details with their respective depositories. This would enable the company to service its investors better.

15. Change of address

The company has received complaints regarding non-receipt of dividend warrants and other corporate communications. All shareholders are requested to update their current address with their respective depositories immediately. This would enable the company to service its investors better.

Global presence

Asia Pacific

Hong Kong

2 Exchange Square
8/F, 8 Connaught Place
Central, Hong Kong
Tel.: 852 2297 2231
Fax: 852 2297 0066

Japan

Izumi Garden Wing 2F
1-6-3, Roppongi, Minato-ku
Tokyo 106 0032
Tel.: 81 3 5545 3251
Fax: 81 3 5545 3252

Malaysia

Level 7, Menara Millennium Jalan
Damanlela
Pusat Bandar Damansara
Damansara Heights,
50490 Kuala Lumpur
Tel.: 60 3 2084 9114
Fax: 60 3 2094 9940

Mauritius

4th Floor, B Wing
Ebène Cyber Towers
Reduit, Mauritius
Tel.: 230 401 9200
Fax: 230 464 1318

Singapore

04-01/06,
1 Changi Business Park
Crescent,
Singapore 486025
Tel.: 65 6572 8400
Fax: 65 6572 8405

United Arab Emirates

Dubai
506, Liberty House, DIFC
P. O. Box 506846
Dubai
Tel.: 971 4 508 0200
Fax: 971 4 508 0225

Sharjah

Z3 Office 11, SAIF Zone
P. O. Box 8230, Sharjah
Tel.: 971 6 557 1068
Fax: 971 6 557 3768

Europe

Belgium

Regus Park Atrium
11, Rue des Colonies /
Kolonienstraat
B 1000 Brussels
Tel.: 32 2 517 62 30
Fax: 32 2 517 67 00

Czech Republic

Regus Business Center
Prague Stock Exchange
Rybna Street 682 / 14
11005 Prague 1
Tel.: 420 222 191 387
Fax: 420 222 191 700

Denmark

Regus Copenhagen
Larsbojornsstraede 3
1454 Copenhagen
Tel.: 45 33 3772 94
Fax: 45 33 3243 70

Finland

Regus Mannerheimintie 12 B
00100 Helsinki
Tel.: 358 925 166 239
Fax: 358 925 166 100

France

Paris

Tour Opus 12, 4th Floor
77 Esplanade du Général
de Gaulle
92 914 Paris La Defense 9
Tel.: 33 1 56 39 12 00
Fax: 33 1 56 39 12 01

Toulouse

7, Avenue Didier Daurat
2nd Floor, Blagnac
31700 Toulouse
Tel.: 33 5 34 50 92 77
Fax: 33 5 34 50 91 90

Germany

Eschborn

Topas 1, Merganthalleralle
77 65760 Germany
Tel.: 49 6196 9694 0
Fax: 49 6196 9694 200

Frankfurt

Opernturm, 22nd Floor,
Bokenheimer Landstrasse,
60306 Frankfurt am Main

Stuttgart

Liebknechtstrasse 33
D 70565 Stuttgart
Tel.: 49 711 7811 570
Fax: 49 711 7811 571

Walldorf

Partner Port
Altrottstr. 31, 69190 Walldorf
Tel.: 49 6227 73 4350
Fax: 49 6227 73 4359

Ireland

Regus Pembroke House
30 Pembroke Street Upper
Dublin 2
Tel.: 353 1 234 2470
Fax: 353 1 234 2575

Italy

Via Torino 2
20123 Milano
Tel.: 39 02 7254 6456
Fax: 39 02 7254 6400

Norway

Regus Business Center
Ibsen AS
C. J. Hambrospllass 2C
1st Floor, Oslo 0164
Tel.: 47 22 99 60 42
Fax: 47 22 99 60 10

Russia

4/430, 4. Lesnoy Pereulok,
Moscow 125047
Tel.: 7 495 642 8710
Fax: 7 495 225 8500

Slovakia

Regus
Karadzicova 82108
Bratislava
T: 421 2 5939 6000
F: 421 2 5939 6200

Spain

Regus – CUZCO IV
Paseo de la Castellana 141-8
28046, Madrid
Tel.: 34 91 503 0644
Fax: 34 91 503 0530

Sweden

Stureplan 4C, 4tr
114 35, Stockholm
Tel.: 46 8 463 1112
Fax: 46 8 463 1114

Switzerland

Basel

Regus Basel City Centre
Innere Margarethenstrasse 5
Basel 4051

Geneva

18, Avenue Louis-Casai
1209 Geneva
Tel.: 41 22 747 7894
Fax: 41 22 747 7900

Zurich

3rd Floor, Badenerstrasse 530
8048 Zurich
Tel.: 41 43 817 4170
Fax: 41 43 817 4150

The Netherlands

World Trade Center
H-Tower, 23rd Floor
Zuidplein 190
1077 XV Amsterdam
Tel.: 31 20 796 5500
Fax: 31 20 796 5501

United Kingdom

Aberdeen

CBXII West Wing
382 - 390 Midsummer Boulevard
Milton Keynes MK9 2RG
Tel.: 44 1908 84 74 00
Fax: 44 1908 84 74 01

London

14th and 15th Floor
10 Upper Bank Street
Canary Wharf
London E 14 5NP
Tel.: 44 20 7715 3300
Fax: 44 20 7715 3301

Swindon

Part First Floor
Wakefield House
Aspect Park, Pipers Way
Swindon SN 31RE
Tel.: 44 179 352 8766
Fax: 44 179 352 3714

India

Bangalore

Electronics City, Hosur Road
Bangalore 560 100
Tel.: 91 80 2852 0261
Fax: 91 80 2852 0362

Infosys – Center Point
Offshore Development Center
Plot No. 26A
Electronics City, Hosur Road
Bangalore 560 100
Tel.: 91 80 2852 0261
Fax: 91 80 2852 0362

Reddy Building
K 310, 1st Main
5th Block, Koramangala
Bangalore 560 095
Tel.: 91 80 2553 2591
Fax: 91 80 2553 0391

Salarpuria Infozone
3rd and 4th Floor
Wing A, No. 39 (P),
No. 41 (P) and No. 42 (P)
Electronics City, Hosur Road
Bangalore 560 100
Tel.: 91 80 2852 0261
Fax: 91 80 2852 0362

Bhubaneswar

Plot No. E / 4, Info City
Bhubaneswar 751 024
Tel.: 91 674 232 0032
Fax: 91 674 232 0100

Chandigarh

Block A and B, Ground Floor
DLF Building, Plot No. 2
Rajiv Gandhi Technology Park
Kishangarh
Chandigarh 160 101
Tel.: 91 172 502 1100
Fax: 91 172 504 6222

Plot No. 1
Rajiv Gandhi Technology Park
Kishangarh
Chandigarh 160 101
Tel.: 91 172 503 8000
Fax: 91 172 504 6860

Chennai

138 Old Mahabalipuram Road
Sholinganallur
Chennai 600 119
Tel.: 91 44 2450 9530
Fax: 91 44 2450 0390

Mahindra Industrial Park
TP 1/1, Central Avenue
Techno Park SEZ
Mahindra World City
Natham Sub Post, Chengelpet
Kancheepuram District
Chennai 603 002
Tel.: 91 44 4741 1111
Fax: 91 44 4741 5151

Hyderabad

Survey No. 210
Manikonda Village
Lingampally
Rangareddy (Dist.)
Hyderabad 500 032
Tel.: 91 40 6642 0000
Fax: 91 40 2300 5223

Mangalore

Kuloor Ferry Road, Kottara
Mangalore 575 006
Tel.: 91 824 245 1485
Fax: 91 824 245 1504

IT and ITeS SEZ
Kamblapadavu
Kurnad Post, Pajeeru Village
Bantwal Taluk 574 153
Dakshina Kannada (Dist.)
Tel.: 91 824 228 4492
Fax: 91 824 228 4491

Mumbai

85, 'C', Mittal Towers
8th Floor, Nariman Point
Mumbai 400 021
Tel.: 91 22 2284 6490
Fax: 91 22 2284 6489

Mysore

No. 350, Hebbal
Electronics City
Mysore 570 018
Tel.: 91 821 240 4101
Fax: 91 821 240 4200

New Delhi

K30, Green Park Main
Behind Green Park Market
New Delhi 110 016
Tel.: 91 11 2651 4829
Fax: 91 11 2685 3366

Pune

Plot No. 1, Rajiv Gandhi Infotech
Park,
Hinjawadi, Taluka Mulshi, Pune
411 057
Tel.: 91 20 2293 2800
Fax: 91 20 2293 2832

Plot No. 24
Rajiv Gandhi Infotech Park
Phase II, Village Maan
Taluka Mulshi, Pune 411 057
Tel.: 91 20 3982 7000
Fax: 91 20 3982 8000

Plot No. 24 / 3
Rajiv Gandhi Infotech Park
Phase II, Village Maan
Taluka Mulshi, Pune 411 057
Tel.: 91 20 3982 7000

Fax: 91 20 3982 8000

Thiruvananthapuram

3rd Floor, Bhavani Technopark
Thiruvananthapuram 695 581
Tel.: 91 471 398 2222
Fax: 91 471 270 0889

Plot No. 1, Technopark Campus
II, Attipara Village
Thiruvananthapuram 695 581
Tel.: 91 471 398 2222
Fax: 91 471 270 0889

North America

Canada

Calgary

Suite 1000, 888-3rd Street SW
Bankers Hall, West Tower
Calgary, AB T2P 5C5
Tel.: 1 403 444 6896
Fax: 1 403 444 6699

Toronto

5140 Yonge Street
Suite 1400 Toronto
Ontario, M2N 6L7
Tel.: 1 416 224 7400
Fax: 1 416 224 7449

United States

Atlanta

400 Galleria Parkway
Suite 1490, Atlanta
GA 30339
Tel.: 1 770 799 1860
Fax: 1 770 799 1861

Bellevue

3326 160th Avenue SE
Suite 300, Bellevue
WA 98008
Tel.: 1 425 256 6200
Fax: 1 425 256 6201

Bentonville

2700 SE 'S' Street, Suite 200
Bentonville, AR 72712
Tel.: 1 479 271 4600
Fax: 1 479 271 4601

Bridgewater

400 Crossing Boulevard
Suite 101, Bridgewater
NJ 08807
Tel.: 1 908 450 8200
Fax: 1 908 450 8201

Charlotte

13777 Ballantyne Corporate PL
Suite 250, Charlotte, NC 28277
Tel.: 1 704 972 0320
Fax: 1 704 972 0311

Fremont

6607 Kaiser Drive
Fremont, CA 94555
Tel.: 1 510 742 3000
Fax: 1 510 742 3090

Hartford

95 Glastonbury Blvd
Glastonbury, CT 06033
Tel.: 1 860 494 4139
Fax: 1 860 494 4140

Houston

14800 St. Mary's Lane
Suite 160, Houston
TX 77079
Tel.: 1 281 493 8698
Fax: 1 281 493 8601

Lake Forest

One Spectrum Pointe
Suite 350, Lake Forest
CA 92630
Tel.: 1 949 206 8400
Fax: 1 949 206 8499

Lisle

2300 Cabot Drive
Suite 250, Lisle
IL 60532
Tel.: 1 630 482 5000
Fax: 1 630 505 9144

Minneapolis

80 South, 8th Street
Suite 900
Minneapolis, MN 55402
Tel.: 1 612 349 5258
Fax: 1 510 248 2022

New York

630 Fifth Avenue
Suite 1600, Rockefeller Center
New York, NY 10111
Tel.: 1 646 254 3100
Fax: 1 646 254 3101

Phoenix

10835 N 25th Avenue
Suite 200, Phoenix
AZ 85029
Tel.: 1 480 655 3598
Fax: 1 480 655 3501

Plano

6100, Tennyson Parkway
Suite 200, Plano
TX 75024
Tel.: 1 469 229 9400
Fax: 1 469 229 9598

Quincy

Two Adams Place
Quincy, MA 02169
Tel.: 1 781 356 3100
Fax: 1 781 356 3150

Reston

12021 Sunset Hills Road
Suite 340, Reston
VA 20190
Tel.: 1 703 234 3798
Fax: 1 703 234 3701

Southfield

3000 Town Center
Suite 2850
Southfield, MI 48075
Tel.: 1 248 603 4300
Fax: 1 248 208 3315

Subsidiaries of Infosys Technologies Limited

Infosys Technologies (Australia) Pty Limited

Brisbane

Level 12, 259 Queen Street
Brisbane QLD 4000
Tel.: 61 7 3231 9800
Fax: 61 7 3231 9899

Melbourne

Level 4 and 5, 818
Bourke Street
Docklands VIC 3008
P. O. Box 528

Collins Street West
Melbourne VIC 8007
Tel.: 61 3 9860 2000
Fax: 61 3 9860 2999

Level 21
150 Lonsdale Street
Melbourne VIC 3000
P. O. Box 528
Collins Street West
Melbourne VIC 8007
Tel.: 61 3 9860 2000
Fax: 61 3 9860 2999

Perth

Level 18, 152-158 St Georges
Terrace, Perth WA 6000
Tel.: 61 8 9288 1750
Fax: 61 8 9288 1753

Sydney

Level 3, 77 Pacific Highway
P. O. Box 1885
North Sydney NSW 2060
Tel.: 61 2 8912 1500
Fax: 61 2 8912 1555

New Zealand

Level 16, Vodafone on the Quay
157 Lambton Quay
Wellington 6011
Tel.: 64 4 462 6820
Fax: 64 4 462 6868

Infosys Tecnologia do Brasil Ltda

Brazil

Rua Da Paisagem, 220
Edificio Lumiere, Andar: 5 E 6
Vila Da Serra, Nova Lima
Minas Geraes -CEP 34.000-000-
Brazil
Tel.: 55 31 33068900
Fax: 55 31 33068901

Infosys Technologies (China) Co. Limited

Beijing

No. 7 Guang Hua Road
Floor 28th
B1- 1 HanWei Building.
ChaoYang District
Beijing, China

Hangzhou

Bldg A2, No. 301 Binxing Road
Binjiang District
Hangzhou 310052
Tel.: 86 571 87930030
Fax: 86 571 87930001

Shanghai

Bldg A, No. 6, 3158 Long Dong Road,
Zhangjiang Hi-Tech Park,
Shanghai 201203
Tel: 86 21 58843000
Fax: 86 21 58843006

Bldg 18, 1387 Zhang Dong Road,
Zhangjiang Hi-Tech Park,
Shanghai 201203
Tel: 86 21 58843000
Fax: 86 21 58843001

Infosys Technologies S. de R L. de C. V.

Mexico
Ave. Acueducto No. 2610
4piso Col. Del Paseo Residencial
Monterrey, N. L. C. P. 64920
Tel.: 521 81 1253 8400
Fax: 521 81 1253 8401

Corporativo Santa Maria
Boulevard Diaz
Ordaz Numero 130
Monterrey, Mexico CP 64650
Tel.: 521 81 8850 9300
Fax: 521 81 8850 9301

Infosys Consulting Inc

North America
6100, Tennyson Parkway
Suite 200, Plano, TX 75024
Tel.: 1 469 229 9400
Fax: 1 469 229 9598

United Kingdom
14th and 15th Floor
10 Upper Bank Street
Canary Wharf
London E 14 5NP
Tel.: 44 20 7715 3300
Fax: 44 20 7715 3301

Subsidiary of Infosys Consulting Inc

Infosys Consulting India Limited
Plot No.26-A, Ground Floor
Electronic City, Hosur Road,
Bangalore 560 100
Tel: 91 80 6688 1144
Fax: 91 80 6688 2140

Infosys Technologies (Sweden) AB

Stureplan 4C, 4tr
114 35, Stockholm
Tel.: 46 8 463 1112
Fax: 46 8 463 1114

Infosys BPO Limited

Australia - Melbourne
Level 5, 818, Bourke Street
Docklands VIC 3008
P. O. Box 528
Collins Street West
Melbourne VIC 8007
Tel.: 61 3 9860 2000
Fax: 61 3 9860 2999

Canada - Toronto
5140, Yonge Street
Suite 1400
Toronto ON M2N 6L7
Tel.: 416 224 7400
Fax: 416 224 7449

India - Bangalore

Electronics City, Hosur Road
Bangalore 560 100
Tel.: 91 80 2852 2405
Fax: 91 80 2852 2411

Pavithra Complex, No. 1
27th Main, 2nd Cross
1st Stage, BTM Layout
Bangalore 560 068
Tel.: 91 80 3021 3600
Fax: 91 80 4171 4808

Salarpuria Infozone
Wing A, No. 39 (P)
41 (P) and 42 (P)
Electronic City, Hosur Road
Bangalore 560100
Tel.: 91 80 4067 0035
Fax: 91 80 4067 0034

27, SJR Towers
Bannerghatta Road
J. P. Nagar, III Phase
Bangalore 560 078
Tel.: 91 80 5103 2000
Fax: 91 80 2658 8676

India - Chennai

Temple Steps 6th and 7th Floor
No. 184, Annasalai Saidapet
Chennai 600 015
Tel.: 91 44 6600 7000
Fax: 91 44 6600 7005

India - Gurgaon

The Presidency, 351/2
Mehrauli Gurgaon Road
Gurgaon 122 001
Tel.: 91 124 4267 747
Fax: 91 124 3922 103

7th floor Tower A, B and C
Building No. 6
DLF Cyber City
Developer Limited
Special Economic Zone
Sector 24 and 25 DLF PH-3
Gurgaon
Tel.: 91 124 4583 700
Fax: 91 124 4583 701

India - Jaipur

Plot No. E-142-143
Sitapura Industrial Area
Jaipur 302022
Tel.: 91 141 2771 325
Fax: 91 141 2771 325

IT-A-001
Mahindra World City
Special Economic Zone
Village Kalwara
Tahsil Sanganer
Jaipur 302029
Tel.: 91 141 3956 000
Fax: 91 141 3956 100

India - Pune

Plot No. 1, Building No. 4
Pune Infotech Park
Hinjawadi, Taluka Mulshi
Pune 411 057
Tel.: 91 20 2293 2900
Fax: 91 20 2293 4540

Plot No. 24
Rajiv Gandhi Infotech Park
Phase II, Village Maan
Taluka Mulshi, Pune 411 057
Tel.: 91 20 2293 2800
Fax: 91 20 2293 4540

Plot No. 24 / 3,
Rajiv Gandhi Infotech Park
Phase II, Village Maan
Taluka Mulshi
Pune 411 057
Tel.: 91 20 4023 2001
Fax: 91 20 3981 5352

Philippines

2nd and 3rd Floor
Trade Hall Metro
Market, Bonifacio Global City
Fort Bonifacio Taguig City
Metro Manila, Philippines
Tel.: 632 856 3319
Fax: 632 856 3320

United Kingdom

14th Floor
10 Upper Bank Street
Canary Wharf
London E14 5NP
Tel.: 44 20 7715 3388
Fax: 44 20 7715 3301

United States - Bridgewater

400 Crossing Boulevard
1st Floor, Bridgewater
NJ 08807
Tel.: 1 908 450 8209
Fax: 1 908 842 0284

Subsidiaries of Infosys BPO

Infosys BPO s.r.o

Czech Republic
Holandka 9,63900, Brno
Tel.: 420 542 212406
Fax: 420 543 236349

Infosys BPO Poland Sp.Z o.o.

Al. Piłsudskiego 22 90-051
Lodz, Poland
Tel.: 48 42 291 8000
Fax: 48 42 291 8081
UL. Gdanska 47
90-729 Lodz, Poland
Tel.: 48 42 291 8205
Fax: 48 42 291 80 73

McCamish Systems LLC

6425 Powers Ferry Road
3rd Floor
Atlanta, GA 30339
Tel.: 1 800 366 0819
Fax: 1 770 690 1800