

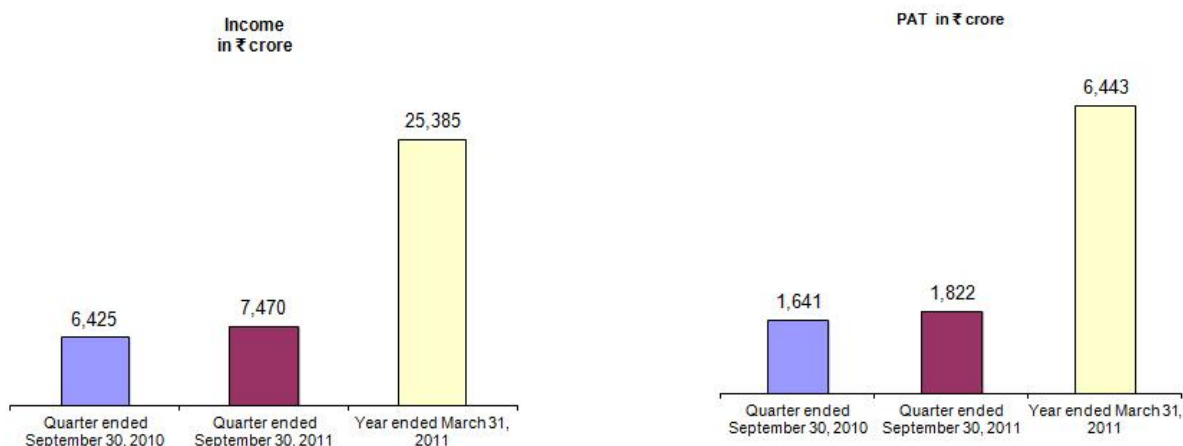
At a glance – Indian GAAP (Stand-alone financials)

In ₹ crore, except per share data

	Quarter ended September 30,		Half-year ended September 30,		Year ended March 31,
	2011	2010	2011	2010	2011
For the period					
Income	7,470	6,425	14,375	12,183	25,385
Profit after tax (PAT)	1,822	1,641	3,476	3,072	6,443
PAT / total income (%)	24.39	25.54	24.18	25.22	25.38
Earnings per share (par value ₹ 5/- each)					
Basic (₹)	31.73	28.59	60.54	53.52	112.26
Diluted (₹)	31.73	28.58	60.53	53.50	112.22
Capital expenditure	321	276	541	461	1,152
Dividend per share (₹)	15.00	40.00	15.00	40.00	60
Dividend amount					
Interim dividend	862	2,296	862	2,296	3,445
At the end of the period					
Total assets			32,020	28,594	29,030
Fixed assets – net			4,361	4,247	4,305
Cash and cash equivalents (including liquid mutual funds and certificates of deposit)			16,942	16,110	15,284
Net current assets			19,659	14,966	17,432
Debt			–	–	–
Net worth			26,979	22,443	24,501
Equity			287	287	287
Market capitalization ⁽¹⁾			145,449	175,109	1,86,100

Note :

The previous period figures for March 31, 2011 have been regrouped / reclassified, wherever necessary to confirm to the current presentation.

⁽¹⁾ Market capitalization is calculated by considering the share price at National Stock Exchange of India Limited on the shares outstanding at the period / year end.

Ratio analysis

	Quarter ended September 30,		Half-year ended September 30,		Year ended March 31,
	2011	2010	2011	2010	2011
Ratios-Financial performance					
Export revenue / total revenue (%)	97.64	97.73	97.41	97.94	97.66
Domestic revenue / total revenue (%)	2.36	2.27	2.59	2.06	2.34
Software development expenses / total revenue (%)	57.07	55.49	58.02	56.20	56.20
Gross profit / total revenue (%)	42.93	44.51	41.98	43.80	43.80
Selling and marketing expenses / total revenue (%)	4.94	4.81	4.81	4.78	4.80
General and administration expenses / total revenue (%)	6.41	5.84	6.34	5.88	5.85
SG&A expenses / total revenue (%)	11.35	10.65	11.15	10.66	10.65
Aggregate employee costs / total revenue (%)	49.71	48.12	50.41	48.85	49.08
Operating profit before depreciation/ total revenue (%)	31.58	33.87	30.84	33.14	33.15
Depreciation / total revenue (%)	2.69	2.91	2.73	3.01	2.92
Operating profit after depreciation and interest / total revenue (%)	28.89	30.96	28.11	30.13	30.23
Other income / total revenue (%)	5.13	3.86	5.55	3.98	4.52
Profit before tax and exceptional item/ total revenue (%)	34.02	34.82	33.66	34.11	34.75
Tax / total revenue (%)	9.63	9.28	9.48	8.90	9.37
Effective tax rate - Tax / PBT (%)	28.30	26.64	28.17	26.08	26.96
PAT / total revenue (%)	24.39	25.54	24.18	25.22	25.38
Ratios – Balance sheet					
Debt-equity ratio			–	–	–
Current ratio			5.35	3.53	5.39
Day's sales outstanding (Days) (LTM)			66	61	61
Cash and cash equivalents / total assets (%) ⁽²⁾			52.91	56.34	52.65
Cash and cash equivalents / total revenue (%) (LTM) ⁽²⁾			61.44	69.99	60.21
Capital expenditure / total revenue (%) (LTM)			4.47	3.27	4.54
Operating cash flows / total revenue (%)			19.75	19.49	16.82
Depreciation / average gross block (%) (LTM) ⁽¹⁾			10.86	12.16	11.90
Technology investment / total revenue (%) (LTM)			2.19	2.09	2.25
Ratios – Return					
PAT / average net worth (%) (LTM)			27.71	27.87	27.69
ROCE (PBIT/Average capital employed) (%) (LTM)			38.46	37.47	37.58
Return on average invested capital (%) (LTM) ⁽²⁾			72.58	77.99	67.73
Capital output ratio (LTM)			1.12	1.08	1.08

	Quarter ended September 30,		Half-year ended September 30,		Year ended March 31,
	2011	2010	2011	2010	2011
Invested capital output ratio (LTM) ⁽²⁾			3.37	3.39	3.01
Ratios- Year-on-year Growth (%)					
Overseas revenue	16.16	22.37	17.36	17.14	18.78
Total revenue	16.26	23.53	17.99	18.22	20.08
Operating profit	8.41	20.96	9.78	13.05	14.32
Net profit	11.03	14.12	13.15	5.86	11.95
Basic EPS	10.99	14.00	13.12	5.69	11.85
Ratios –Per share					
Basic EPS (₹)	31.73	28.59	60.54	53.52	112.26
Basic cash EPS (₹)	35.23	31.85	67.37	59.92	125.14
Price / earnings, end of period	21.24	29.55	21.24	29.55	28.87
Price / cash earnings, end of period	19.11	26.17	19.11	26.17	25.90
PE / EPS growth	1.93	2.11	1.62	5.20	2.44
Book value (₹)	469.86	390.97	469.86	390.97	426.73
Price / book value, end of period	5.39	7.8	5.39	7.80	7.60
Dividend per share (₹)	15.00	40.00	15.00	40.00	30
Dividend (%) ⁽³⁾	300	800	300	800	600

Note :

The ratio calculations are based on stand alone Indian GAAP financial statements.

The previous period figures for March 31, 2011 have been regrouped / reclassified, wherever necessary to confirm to the current presentation.

LTM - Last Twelve Months

⁽¹⁾ Gross block excludes land (non depreciable asset)

⁽²⁾ Investments in liquid mutual funds and certificates of deposit have been considered as Cash and Cash equivalents for the purpose of above ratio analysis

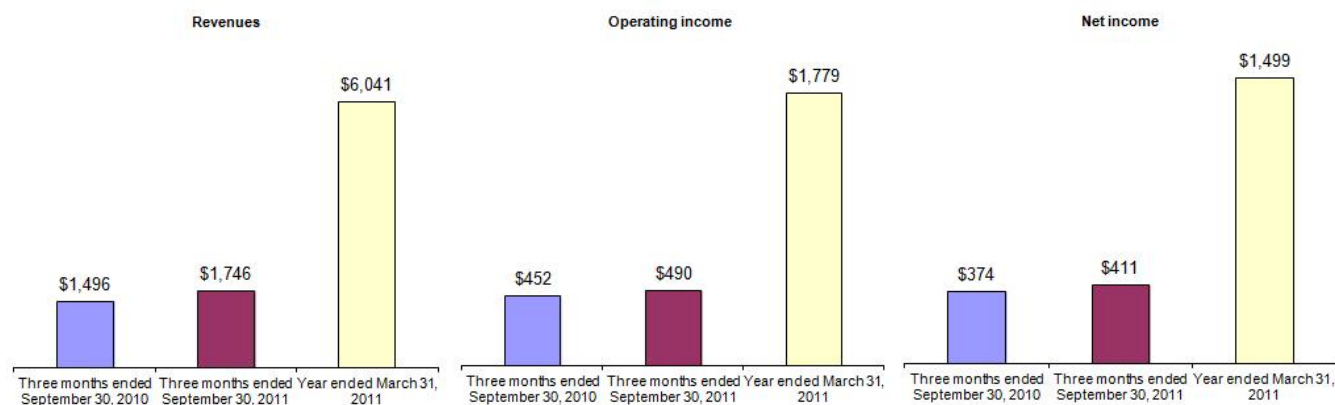
⁽³⁾ Including 30th year special dividend

At a glance – IFRS USD (Consolidated)

Dollars in millions except per share data

	Quarter ended September 30,		Half-year ended September 30,		Year ended March 31,
	2011	2010	2011	2010	2011
For the period					
Revenues	\$1,746	\$1,496	\$3,417	\$2,854	\$6,041
Operating profit	490	452	925	836	1,779
Operating profit / revenues (%)	28.06	30.20	27.07	29.30	29.45
Net profit	411	374	795	700	1,499
Net profit / revenues (%)	23.54	25.00	23.27	24.53	24.81
Basic earnings per equity share (\$)	0.72	0.65	1.39	1.23	2.62
Cash dividend per equity share (\$)	–	–	0.45	0.33	1.22
Capital expenditure	\$79	\$67	\$136	\$118	\$285
At the end of the period					
Total assets			\$7,046	\$6,742	\$7,010
Property, plant and equipment			1,026	1,008	1,086
Cash and cash equivalents ⁽¹⁾			3,797	3,869	3,769
Working capital			4,515	4,386	4,496
Equity			6,057	5,859	6,122
Share capital			64	64	64
Market capitalization ⁽²⁾			\$29,695	\$38,965	\$41,726

Note :

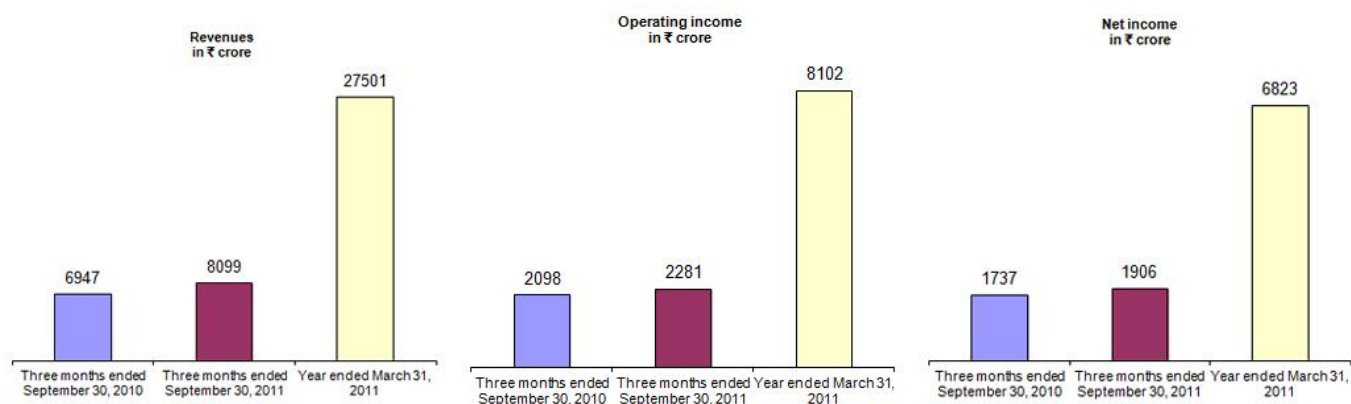
⁽¹⁾ Cash and cash equivalents include available-for-sale financial assets and certificates of deposit⁽²⁾ Market capitalization is calculated by considering the share price at National Stock Exchange of India Limited on the shares outstanding at the period / year end.

At a glance – IFRS INR (Consolidated)

In ₹ Crore except per share data

	Quarter ended September 30,		Half-year ended September 30,		Year ended March 31,
	2011	2010	2011	2010	2011
For the period					
Revenues	8,099	6,947	15,584	13,145	27,501
Operating profit	2,281	2,098	4,233	3,853	8,102
Operating profit / revenues (%)	28.16	30.20	27.16	29.30	29.46
Net profit	1,906	1,737	3,628	3,225	6,823
Net profit / revenues (%)	23.53	25.00	23.28	24.53	24.81
Basic earnings per equity share (₹)	33.36	30.41	63.50	56.47	119.45
Cash dividend per equity share (₹)	–	–	20.00	15.00	55.00
Capital expenditure	359	313	617	545	1,301
At the end of the period					
Total assets			34,517	30,293	31,263
Property, plant and equipment			5,024	4,529	4,844
Cash and cash equivalents ⁽¹⁾			18,601	17,388	16,810
Working capital			22,177	19,708	20,048
Equity			29,668	26,325	27,303
Share capital			286	286	286
Market capitalization ⁽²⁾			145,449	175,109	186,100

Note :

⁽¹⁾ Cash and cash equivalents include available-for-sale financial assets and certificates of deposit⁽²⁾ Market capitalization is calculated by considering the share price at National Stock Exchange of India Limited on the shares outstanding at the period / year end.

The Securities and Exchange Board of India (SEBI) had on November 9, 2009 issued a press release permitting listed entities having subsidiaries to voluntarily submit the consolidated financial statements as per IFRS. Further, SEBI issued a circular, dated April 5, 2010, wherein the Listing Agreement has been modified to this effect from March 31, 2010. Consequent to this, the company has voluntarily prepared and published audited consolidated IFRS Financial Statements for the quarter and half-year ended September 30, 2011.

Shareholder information

1. Registered office	Electronics City, Hosur Road, Bangalore 560 100, India Tel. : 91 80 2852 0261, Fax : 91 80 2852 0362 Homepage : www.infosys.com
2. Listing on stock exchanges	In India : The Bombay Stock Exchange Limited (BSE), and National Stock Exchange of India Ltd. (NSE) Outside India : NASDAQ Global Select in the US.
3. Par value of equity shares	₹ 5/- each fully paid-up
4. Registrar and share transfer agent	Share transfers in physical form and other communication regarding share certificate, dividends, change of address, etc may be addressed to : Karvy Computershare Private Limited Registrars and Share Transfer Agents 46, Avenue-4, Street No. 1, Banjara Hills, Hyderabad 500 034 Tel. : 91 40 23431595, Fax : 91 40 23420814

5. Stock market data relating to shares listed in India

- a) The company's market capitalization is included in the computation of the BSE-30 Sensitive Index (Sensex), the BSE Dollex and S&P CNX NIFTY Index.
- b) Monthly high and low quotations as well as the volume of shares traded at BSE and NSE for the quarter ended September 30, 2011 is :

	BSE			NSE		Total Volume	
	High (₹)	Low (₹)	Volume (No.)	High (₹)	Low (₹)	Volume (No.)	(BSE & NSE) (No.)
July 2011	2995.15	2714.15	25,88,630	2995.70	2713.40	2,26,10,546	2,51,99,176
Aug	2809.15	2189.65	35,96,743	2815.10	2183.40	3,48,99,062	3,84,95,805
Sept	2550.00	2197.75	37,41,340	2551.10	2198.45	3,10,96,289	3,48,37,629
Total			99,26,713			8,86,05,897	9,85,32,610
Volume traded/average outstanding shares (%)	Q2 FY 2012		2.00			17.86	19.86
	Q2 FY 2011		1.35			12.41	13.76

The number of shares outstanding is 49,61,72,827. American Depositary Shares (ADSs) have been excluded for the purpose of this calculation.

6. Share transfer system

Shares sent for physical transfer are effected after giving a notice of 15 days to the seller for sale confirmation. The share transfer committee of the company meets as often as required.

The total number of shares transferred in physical form during the quarter ended September 30, 2011 was Nil (quarter ended September 30, 2010 – Nil).

7. Investor services – Complaints Received

Nature of complaints	Quarter ended			
	Sept 30, 2011		Sept 30, 2010	
	Received	Attended to	Received	Attended to
Dividend/annual report related	154	154	192	192

The company has attended to most of the investors' grievances/correspondences within a period of 10 days from the date of receipt of the same, during the quarter ended September 30, 2011 except in cases that are constrained by disputes or legal impediments.

8. Legal Proceedings

There are some pending cases relating to disputes over title to shares, in which the company has been made a party. However, these cases are not material in nature.

9. Categories of shareholders as on September 30, 2011

Category	No. of shareholders	Voting strength (%)	No. of shares held
PROMOTER HOLDING			
Indian promoters	19	16.04	9,20,85,078
NON PROMOTER HOLDING			
Institutional investors			
Mutual funds	337	5.07	2,91,30,058
Banks, financial institutions and insurance companies	66	5.65	3,24,03,277
Foreign institutional investors	907	36.66	21,04,87,993
Others			
Private corporate bodies	3,920	8.06	4,62,99,661
Indian public	4,72,726	13.52	7,76,66,725
Non resident Indians/ overseas corporate bodies	8,839	0.89	51,00,183
Trusts	48	0.52	29,99,852
Total	4,86,862	86.41	49,61,72,827
Equity shares underlying American Depository Shares*	1	13.59	7,80,30,255
Total	4,86,863	100.00	57,42,03,082

* Held by beneficial owners outside India.

10. Financial calendar (tentative and subject to change)

Financial results	
Quarter and year ending December 31, 2011	Jan 12, 2012
Quarter and year ending March 31, 2012	Apr 13, 2012
Annual general meeting for the year ending March 31, 2012	Jun 09, 2012

11. Investors' correspondence

For queries relating to financial statements	For investor correspondence	For queries relating to shares / dividends
Mr. V. Balakrishnan <i>Chief Financial Officer</i>	Mr. Sandeep Mahindroo <i>Manager – Investor Relations</i>	Mr. Parvatheesam K. <i>Company Secretary</i>
Infosys Limited Electronics City, Hosur Road Bangalore 560 100, India Tel. : 91 80 2852 0440 Fax : 91 80 2852 0754 E-mail : balakv@infosys.com	Infosys Limited 66-7, Kaiser Drive Fremont, CA 94555 Tel. : 001 510 739 3407 Fax : 001 510 742 3090 E-mail : sandeep_mahindroo@infosys.com	Infosys Limited Electronics City, Hosur Road Bangalore 560 100, India Tel. : 91 80 2852 0261 Fax : 91 80 2852 0754 E-mail : parvatheesam_k@infosys.com

Stock exchange codes

Reuters Code	Bloomberg code	Exchange
INFY.BO (BSE)	INFO IN (BSE)	500209
INFY.NS (NSE)	NINFO IN (NSE)	INFY
INFY.O (NASDAQ)		INFY

13. Stock market data relating to American Depositary Shares (ADSs)

a. ADS listed at	NASDAQ Global Select in the US
b. Ratio of ADS to equity shares	One ADS for one equity share
c. ADS symbol	INFY
d. The American Depositary Shares issued under the ADS program of the company were listed on the NASDAQ National Market in the US on March 11, 1999. The monthly high and low quotations as well as the volume of ADSs traded at the NASDAQ National Market for the quarter ended September 30, 2011 are :	

	High*		Low*		Volume
	\$	₹	₹	\$	
July 2011	68.25	3,015.97	60.64	2,679.68	3,67,92,616
Aug	63.25	2,915.19	47.56	2,192.04	5,95,09,306
Sept	51.75	2,534.72	47.01	2,302.55	4,63,81,068
For the period	68.25	3,015.97	47.01	2,302.55	14,26,82,990

Note :

1 ADS = 1 equity share. US\$ has been converted into Indian rupees at the monthly closing rates. The number of ADSs outstanding as on September 30, 2011 was 7,80,30,255. The percentage of volume traded to the total float was 182.86%.

14. ECS mandate

The company has received complaints regarding non-receipt of dividend warrants. All shareholders are requested to update their bank account details with their respective depositories. This would enable the company to service its investors better.

15. Change of address

The company has received complaints regarding non-receipt of dividend warrants and other corporate communications. All shareholders are requested to update their current address with their respective depositories immediately. This would enable the company to service its investors better.

Global presence

Asia Pacific

Hong Kong

01-03, 66/F
The Center,
99 Queen's Road Central
Hong Kong
Tel. : 852 3965 3350
Fax : 852 3965 3222

Japan

Izumi Garden Wing 2F
1-6-3, Roppongi, Minato-ku
Tokyo 106 0032
Tel. : 81 3 5545 3251
Fax : 81 3 5545 3252

Malaysia

Merak Block, Suite B
Persiaran Multimedia
1st Floor Cyberjaya, Kuala
Lumpur 63000
Malaysia.
Tel. : 60 383 203 829

Mauritius

4th Floor, B Wing
Ebène Cyber Towers
Reduit, Mauritius
Tel. : 230 401 9200
Fax : 230 464 1318

Singapore

04-01/06,
1 Changi Business Park
Crescent,
Singapore 486025
Tel. : 65 6572 8400
Fax : 65 6572 8405

Level 43, Unit 02,
Suntec Tower 2
9 Temasek Blvd
Singapore – 038989
Tel. : 65728400
Fax : 65728400

United Arab Emirates

Dubai

506, Liberty House, DIFC
P. O. Box 506846 Dubai
Tel. : 971 4 508 0200
Fax : 971 4 508 0225

805, Liberty House, DIFC
P. O. Box 506846
Dubai
Tel. : 971 4 508 0200
Fax : 971 4 508 0225

Sharjah

Z3 Office 11, SAIF Zone
P.O. Box 8230, Sharjah
Tel. : 971 6 557 1068
Fax : 971 6 557 3768

Europe

Belgium

Regus Park Atrium
11, Rue des Colonies /
Kolonienstraat
B 1000 Brussels
Tel. : 32 2 517 62 30
Fax : 32 2 517 67 00

Czech Republic

Regus Business Center
Prague Stock Exchange
Rybna Street 682 / 14
11005 Prague 1
Tel. : 420 222 191 387
Fax : 420 222 191 700

Denmark

Regus Copenhagen
Larsbojornsstraede 3
1454 Copenhagen
Tel. : 45 33 3772 94
Fax : 45 33 3243 70

Finland

Regus Mannerheimintie 12 B
00100 Helsinki
Tel. : 358 925 166 239
Fax : 358 925 166 100

France

Paris

Tour Opus 12, 4th Floor
77 Esplanade du Général
de Gaulle 92 914 Paris La
Defense 9
Tel. : 33 1 56 39 12 00
Fax : 33 1 56 39 12 01

Toulouse

7, Avenue Didier Daurat
2nd Floor, Blagnac
31700 Toulouse
Tel. : 33 5 34 50 92 77
Fax : 33 5 34 50 91 90

Germany

Munich

Landsberger Strasse 155
80687 Muenchen
Germany
Tel. : 49 (0) 89 57959 140
Fax : 49 (0) 89 57959 200

Frankfurt

Opernturm, Bockenheimer
Landstraße 2-4
60306 Frankfurt am
Tel. : 49 (0)69 269566 100
Fax : 49 (0)69 269566 200

Stuttgart

Liebknachtstrasse 33
D 70565 Stuttgart
Tel. : 49 711 7811 570
Fax : 49 711 7811 571

Walldorf

Partner Port
Altrottstr. 31, 69190 Walldorf
Tel. : 49 6227 73 4350
Fax : 49 6227 73 4359

Greece

Greek Branch, Regus Hellas S.A,
166a Kifissias Avenue & 2,
Sofokleous str,
Maroussi GR 151 26
Tel. : 30 210 727 9055
Fax : 30 210 7279200

Ireland

Regus Prembroke House
30 Pembroke Street Upper
Dublin 2
Tel. : 353 1 234 2470
Fax : 353 1 234 2575

Norway

Regus Business Center
Ibsen AS
C. Js. Hambrospllass 2C
1st Floor, Oslo 0164
Tel. : 47 22 99 60 42
Fax : 47 22 99 60 10

Russia

4/430, 4.Lesnoy Pereulok,
Moscow 125047
Tel. : 7 495 642 8710
Fax : 7 495 225 8500

Spain

CUZCO IV
Paseo de la Castellana 141-8
28046, Madrid
Tel. : 34 91 572 6584
Fax : 34 91 572 6606

Sweden

Stureplan 4C, 4tr
114 35, Stockholm
Tel. : 46 8 463 1112
Fax : 46 8 463 1114

South Africa

Johannesburg
West Towers, 2nd Floor,
Maude Street, Sandton,
Johannesburg, 2195
South Africa
Tel. : 27 (0) 11 881 5600
Fax : 27 (0) 11 881 5611

Switzerland

Basel

Regus Basel City Centre
Innere Margarethenstrasse 5 Basel
4051
Tel. : 41 (0) 61 204 4545
Fax : 41 (0) 61 204 4500

Geneva

18, Avenue Louis-Casai
1209 Geneva
Tel. : 41 22 747 7894
Fax : 41 22 747 7900

Zurich

3rd Floor, Badenerstrasse 530
8048 Zurich
Tel. : 41 43 817 4170
Fax : 41 43 817 4150

The Netherlands

World Trade Center
H-Tower, 23rd Floor
Zuidplein 190
1077 XV Amsterdam
Tel. : 31 20 796 5500
Fax : 31 20 796 5501

United Kingdom

Aberdeen

CBXII West Wing
382 - 390 Midsummer Boulevard
Milton Keynes MK9 2RG
Tel. : 44 1908 84 74 00
Fax : 44 1908 84 74 01

London

14th and 15th Floor
10 Upper Bank Street
Canary Wharf
London E 14 5NP
Tel. : 44 20 7715 3300
Fax : 44 20 7715 3301

Swindon

Part First Floor
Wakefield House
Aspect Park, Pipers Way
Swindon SN 31RE
Tel. : 44 179 352 8766
Fax : 44 179 352 3714

India

Bangalore

Electronics City, Hosur Road
Bangalore 560 100
Tel. : 91 80 2852 0261
Fax : 91 80 2852 0362

Infosys – Center Point
Offshore Development Center
Plot No. 26A

Electronics City, Hosur Road
Bangalore 560 100
Tel. : 91 80 2852 0261
Fax : 91 80 2852 0362

Reddy Building
K 310, 1st Main
5th Block, Koramangala
Bangalore 560 095
Tel. : 91 80 2553 2591
Fax : 91 80 2553 0391

Salarpuria Infozone
3rd and 4th Floor
Wing A, No. 39 (P),
No. 41 (P) and No. 42 (P)
Electronics City, Hosur Road
Bangalore 560 100
Tel. : 91 80 2852 0261
Fax : 91 80 2852 0362

Bhubaneswar

Plot No. E / 4, Info City
Bhubaneswar 751 024
Tel. : 91 674 232 0032
Fax : 91 674 232 0100

Chandigarh

Block A and B, Ground Floor
DLF Building, Plot No. 2
Rajiv Gandhi Technology Park
Kishangarh Chandigarh 160 101
Tel. : 91 172 502 1100
Fax : 91 172 504 6222

Plot No. 1
Rajiv Gandhi Technology Park
Kishangarh
Chandigarh 160 101
Tel. : 91 172 503 8000
Fax : 91 172 504 6860

Chennai

138 Old Mahabalipuram Road
Sholinganallur
Chennai 600 119
Tel. : 91 44 2450 9530
Fax : 91 44 2450 0390

Mahindra Industrial Park
TP 1/1, Central Avenue
Techno Park SEZ
Mahindra World City
Natham Sub Post, Chengelpet
Kancheepuram District
Chennai 603 002
Tel. : 91 44 4741 1111
Fax : 91 44 4741 5151

Hyderabad

Survey No. 210
Manikonda Village
Lingampally
Rangareddy (Dist.)
Hyderabad 500 032
Tel. : 91 40 6642 0000
Fax : 91 40 2300 5223

Mangalore

Kuloor Ferry Road, Kottara
Mangalore 575 006
Tel. : 91 824 245 1485
Fax : 91 824 245 1504

IT and ITeS SEZ
Kamblapadavu
Kurnad Post, Pajeeru Village
Bantwal Taluk 574 153
Dakshina Kannada (Dist.)
Tel. : 91 824 228 4492
Fax : 91 824 228 4491

Mumbai

85, 'C', Mittal Towers
8th Floor, Nariman Point
Mumbai 400 021
Tel. : 91 22 2284 6490
Fax : 91 22 2284 6489

Mysore

No. 350, Hebbal
Electronics City
Mysore 570 018
Tel. : 91 821 240 4101
Fax : 91 821 240 4200

New Delhi

K30, Green Park Main
Behind Green Park Market
New Delhi 110 016
Tel. : 91 11 2651 4829
Fax : 91 11 2685 3366

Pune

Plot No. 1, Rajiv Gandhi
Infotech Park,
Hinjawadi, Taluka Mulshi,
Pune 411 057
Tel. : 91 20 2293 2800
Fax : 91 20 2293 2832

Plot No. 24
Rajiv Gandhi Infotech Park
Phase II, Village Maan
Taluka Mulshi, Pune 411 057
Tel. : 91 20 3982 7000
Fax : 91 20 3982 8000

Plot No. 24 / 3
Rajiv Gandhi Infotech Park
Phase II, Village Maan
Taluka Mulshi, Pune 411 057
Tel. : 91 20 3982 7000
Fax : 91 20 3982 8000

Thiruvananthapuram

3rd Floor, Bhavani Technopark
Thiruvananthapuram 695 581
Tel. : 91 471 398 2222
Fax : 91 471 270 0889

Plot No. 1, Technopark Campus II,
Attipara Village
Thiruvananthapuram 695 581
Tel. : 91 471 398 2222
Fax : 91 471 270 0889

North America**Canada**

Calgary
Suite 1000, 888-3rd Street SW
Bankers Hall, West Tower
Calgary, AB T2P 5C5
Tel. : 1 403 444 6896
Fax : 1 403 444 6699

Montreal

1000 de la Gauchetiere Street west
Suite 2400 Montreal QC Canada
H3B 4W5
Tel. : 1 514 448 2157
1 514 448 7471
Fax : 1 514 448 5101

Toronto

5140 Yonge Street
Suite 1400 Toronto
Ontario, M2N 6L7
Tel. : 1 416 224 7400
Fax : 1 416 224 7449

United States**Atlanta**

400 Galleria Parkway
Suite 1490, Atlanta
GA 30339
Tel. : 1 770 799 1860
Fax : 1 770 799 1861

Bellevue

3326 160th Avenue SE
Suite 300, Bellevue
WA 98008
Tel. : 1 425 256 6200
Fax : 1 425 256 6201

Bentonville

2700 SE 'S' Street, Suite 200
Bentonville, AR 72712
Tel. : 1 479 271 4600
Fax : 1 479 271 4601

Bridgewater

400 Crossing Boulevard
Suite 101, Bridgewater
NJ 08807
Tel. : 1 908 450 8200
Fax : 1 908 450 8201

Charlotte

13777 Ballantyne Corporate PL
Suite 250, Charlotte, NC 28277
Tel. : 1 704 972 0320
Fax : 1 704 972 0311

Fremont

6607 Kaiser Drive
Fremont, CA 94555
Tel. : 1 510 742 3000
Fax : 1 510 742 3090

Hartford

95 Glastonbury Blvd
Glastonbury, CT 06033
Tel. : 1 860 494 4139
Fax : 1 860 494 4140

Houston

6002 Rogerdale
Suite 550
Houston, TX 77072
Tel. : 1 281 493 8698
Fax : 1 281 493 8601

Lake Forest

One Spectrum Pointe
Suite 350, Lake Forest
CA 92630
Tel. : 1 949 206 8400
Fax : 1 949 206 8499

Lisle

2300 Cabot Drive
Suite 250, Lisle
IL 60532
Tel. : 1 630 482 5000
Fax : 1 630 505 9144

Minneapolis

80 South, 8th Street
Suite 900
Minneapolis, MN 55402
Tel. : 1 612 349 5258
Fax : 1 510 248 2022

New York

630 Fifth Avenue
Suite 1600, Rockefeller Center
New York, NY 10111
Tel. : 1 646 254 3100
Fax : 1 646 254 3101

Phoenix

10835 N 25th Avenue
Suite 200, Phoenix
AZ 85029
Tel. : 1 480 655 3598
Fax : 1 480 655 3501

Plano

6100, Tennyson Parkway
Suite 200, Plano
TX 75024
Tel. : 1 469 229 9400
Fax : 1 469 229 9598

Quincy

Two Adams Place
Quincy, MA 02169
Tel. : 1 781 356 3100
Fax : 1 781 356 3150

Reston

12021 Sunset Hills Road
Suite 340, Reston
VA 20190
Tel. : 1 703 234 3798
Fax : 1 703 234 3701

Southfield

3000 Town Center
Suite 2850
Southfield, MI 48075
Tel. : 1 248 603 4300
Fax : 1 248 208 3315

**Subsidiaries of Infosys
Technologies Limited****Infosys Technologies
(Australia) Pty. Limited****Brisbane**

Level 12, 259 Queen Street
Brisbane QLD 4000
Tel. : 61 7 3231 9800
Fax : 61 7 3231 9899

Melbourne (Head Office)

Level 5, 818 Bourke Street
Docklands VIC 3008
P. O. Box 528
Collins Street West
Melbourne VIC 8007
Tel. : 61 3 9860 2000
Fax : 61 3 9860 2999

Melbourne (Lonsdale Street)

Level 21
150 Lonsdale Street
Melbourne VIC 3000
P. O. Box 528
Collins Street West
Melbourne VIC 8007
Tel. : 61 3 9860 2000
Fax : 61 3 9860 2997

Perth

Level 18, Central Park Building
152-158 St Georges Terrace,
Perth WA 6000
Tel. : 61 8 9288 1750
Fax : 61 8 9288 1753

Sydney

Level 3, 77 Pacific Highway
North Sydney NSW 20060
P. O. Box 1885
North Sydney NSW 2060
Tel. : 61 2 8912 1500
Fax : 61 2 8912 1555

New Zealand**Auckland**

Level 7, 92 Albert Street
Auckland NZ 1010
PO Box 91397 Victoria St West
Auckland NZ 1142
Tel. : 64 9 301 9900
Fax : 64 9 365 1713

Infosys Technologia do**Brasil Ltda****Brazil**

Rua Da Paisagem, 220
Edificio Lumiere, Andar : 5 E 6
Vila Da Serra, Nova Lima
Minas Gerais -CEP 34.000-000-
Brazil
Tel. : 55 31 33068900
Fax : 55 31 33068901

Infosys Technologies (China)**Co. Limited****Beijing**

No. 8 Guang Hua Road
Room 1501 Building 2, ChaoYang
District
Beijing, China
Tel. : 010 57335000
Fax : 010 57335001

Hangzhou

Bldg A2, No. 301 Binxing Road
Binjiang District
Hangzhou 310052
Tel. : 86 571 87930030
Fax : 86 571 87930001

Shanghai

Bldg A, No. 6, 3158 Long Dong Road, Zhangjiang Hi-Tech Park, Shanghai 201203
Tel. : 86 21 58843000
Fax : 86 21 58843006

Bldg 18, 1387 Zhang Dong Road, Zhangjiang Hi-Tech Park, Shanghai 201203
Tel : 86 21 58843000
Fax : 86 21 58843001

Dalian

No. 1001-1006,
No. 1 Hui Xian Garden
Dalian Hi-Tech Industry Park
Dalian, China
Tel. : 86 21 58843000
Fax : 86 21 58843001

**Infosys Technologies
(Shanghai) Co. Limited**

Room 401, 501, Building 5
No. 555 Dong Chuan Road,
Min Hang District,
Shanghai, China
Tel. : 86 21 58843000
Fax : 86 21 58842001

**Infosys Technologies
S. de R L. de C. V.**

Mexico

Ave. Acueducto No. 2610
4piso Col. Del Paseo Residencial
Monterrey, N. L. C. P. 64920
Tel. : 521 81 1253 8400
Fax : 521 81 1253 8401

Corporativo Santa Maria
Boulevard Diaz
Ordaz Numero 130
Monterrey, Mexico CP 64650
Tel. : 521 81 8850 9300
Fax : 521 81 8850 9301

Infosys Consulting Inc

North America

6100, Tennyson Parkway
Suite 200, Plano, TX 75024
Tel. : 1 469 229 9400
Fax : 1 469 229 9598

United Kingdom

14th and 15th Floor
10 Upper Bank Street
Canary Wharf
London E 14 5NP
Tel. : 44 20 7715 3300
Fax : 44 20 7715 3301

**Subsidiary of Infosys
Consulting Inc**

Infosys Consulting India Limited

Plot No.26-A, Ground Floor
Electronic City, Hosur Road,
Bangalore 560 100
Tel. : 91 80 6688 1144
Fax : 91 80 6688 2140

**Infosys Technologies (Sweden)
AB**

Stureplan 4C, 4tr
114 35, Stockholm
Tel. : 46 8 463 1112
Fax : 46 8 463 1114

Infosys BPO Limited

Australia - Melbourne

Level 5, 818, Bourke Street
Docklands VIC 3008
P. O. Box 528
Collins Street West
Melbourne VIC 8007
Tel. : 61 3 9860 2000
Fax : 61 3 9860 2999

Canada - Toronto

5140, Yonge Street
Suite 1400
Toronto ON M2N 6L7
Tel. : 416 224 7400
Fax : 416 224 7449

India - Bangalore

Electronics City, Hosur Road
Bangalore 560 100
Tel. : 91 80 2852 2405
Fax : 91 80 2852 2411

Pavithra Complex, No. 1
27th Main, 2nd Cross
1st Stage, BTM Layout
Bangalore 560 068
Tel. : 91 80 3021 3600
Fax : 91 80 4171 4808

Salarpuria Infozone

Wing A, No. 39 (P)
41 (P) and 42 (P)
Electronic City, Hosur Road
Bangalore 560100
Tel. : 91 80 4067 0035
Fax : 91 80 4067 0034

27, SJR Towers
Bannerghatta Road
J. P. Nagar, III Phase
Bangalore 560 078
Tel. : 91 80 5103 2000
Fax : 91 80 2658 8676

India - Chennai

Temple Steps 6th and 7th Floor
No. 184, Annasalai Saidapet
Chennai 600 015
Tel. : 91 44 6600 7000
Fax : 91 44 6600 7005

Unit of Ramanujam IT city SEZ,
Hardy towers, 3rd & 4th floor, TRIL
infopark ltd, Taramani, Rajivgandhi
Salai (OMR)
Chennai 600113.
Tel. : 044 66855111
Fax : 044 66855107

India - Gurgaon

Mehrauli Gurgaon Road
Gurgaon 122 001
Tel. : 91 124 4267 747
Fax : 91 124 3922 103

7th floor, tower B
Unitech Cyber Park
Sector 39, Gurgoan
122001

India - Jaipur

Plot No. E-142-143
Sitapura Industrial Area
Jaipur 302022
Tel. : 91 141 2771 325
Fax : 91 141 2771 325

IT-A-001

Mahindra World City
Special Economic Zone
Village Kalwara
Tahsil Sanganer
Jaipur 302029
Tel. : 91 141 3956 000
Fax : 91 141 3956 100

India - Pune

Plot No. 1, Building No. 4
Pune Infotech Park
Hinjawadi, Taluka Mulshi
Pune 411 057
Tel. : 91 20 2293 2900
Fax : 91 20 2293 4540

Plot No. 24
Rajiv Gandhi Infotech Park
Phase II, Village Maan
Taluka Mulshi, Pune 411 057
Tel. : 91 20 2293 2800
Fax : 91 20 2293 4540

Plot No. 24 / 3,
Rajiv Gandhi Infotech Park
Phase II, Village Maan
Taluka Mulshi
Pune 411 057
Tel. : 91 20 4023 2001
Fax : 91 20 3981 5352

Philippines

2nd and 3rd Floor
Trade Hall Metro
Market, Bonifacio Global City
Fort Bonifacio Taguig City
Metro Manila, Philippines
Tel. : 632 856 3319
Fax : 632 856 3320

United Kingdom

14th Floor
10 Upper Bank Street
Canary Wharf
London E14 5NP
Tel. : 44 20 7715 3388
Fax : 44 20 7715 3301

United States - Bridgewater

400 Crossing Boulevard
1st Floor, Bridgewater
NJ 08807
Tel. : 1 908 450 8209
Fax : 1 908 842 0284

Subsidiaries of Infosys BPO

Infosys BPO s.r.o

Czech Republic

Holandka 9,63900, Brno
Tel. : 420 542 212406
Fax : 420 543 236349

Infosys BPO Poland Sp.Z o.o.

Al. Piłsudskiego 22 90 051
Lodz, Poland
Tel. : 48 42 291 8000
Fax : 48 42 291 8081

UL. Gdanska 47
90-729 Lodz, Poland
Tel. : 48 42 291 8205
Fax : 48 42 291 80 73

McCamish Systems LLC

6425 Powers Ferry Road
3rd Floor
Atlanta, GA 30339
Tel. : 1 800 366 0819
Fax : 1 770 690 1800