

Additional information

At a glance – Indian GAAP (Standalone financials)

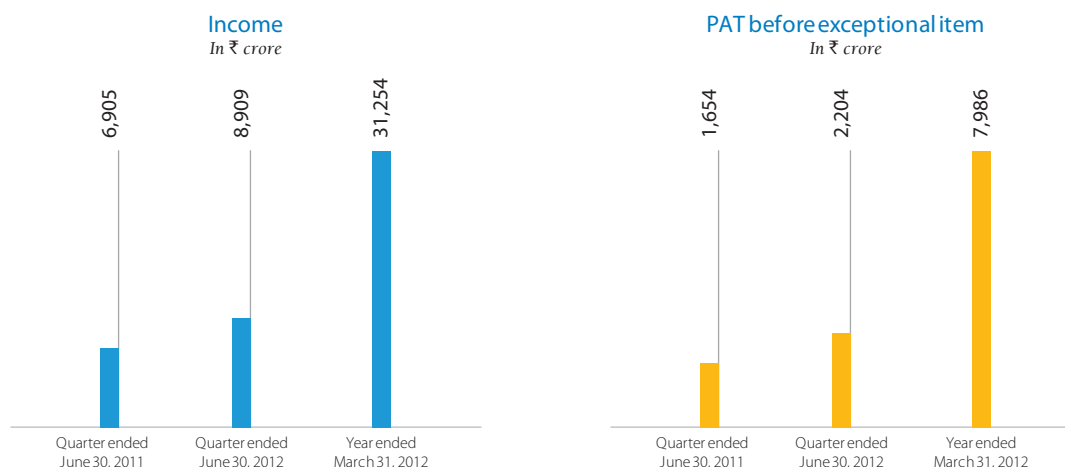
In ₹ crore, except per share data

	Quarter ended June 30,		Year ended
	2012	2011	March 31, 2012
For the period			
Revenue	8,909	6,905	31,254
Profit after tax (PAT) ⁽¹⁾	2,204	1,654	7,986
PAT ⁽¹⁾ / total revenue (%)	24.74	23.95	25.55
Earnings per share (par value ₹ 5/- each) ⁽¹⁾			
Basic (₹)	38.38	28.80	139.07
Diluted (₹)	38.38	28.80	139.06
Earnings per share after exceptional item(par value ₹ 5/- each)			
Basic (₹)	38.38	28.80	147.51
Diluted (₹)	38.38	28.80	147.50
Capital expenditure	392	220	1,296
Dividend per share (₹)			
Interim dividend	–	–	15
Final dividend	–	–	22
Special dividend – 10 years of Infosys BPO operations	–	–	10
Dividend amount			
Interim dividend	–	–	1,002
Final dividend	–	–	1,468
Special dividend – 10 years of Infosys BPO operations	–	–	667
At the end of the period			
Total assets	36,899	29,601	35,815
Fixed assets – net	4,863	4,306	4,649
Cash and cash equivalents (including liquid mutual funds and certificates of deposit)	19,387	15,297	19,898
Net current assets	24,419	19,540	22,428
Debt	–	–	–
Net worth	31,961	26,158	29,757
Share capital	287	287	287
Market capitalization ⁽²⁾	1,44,086	1,67,114	1,64,592

Note : The previous period figures have been regrouped / reclassified, wherever necessary to conform to the current presentation.

⁽¹⁾ Before exceptional item

⁽²⁾ Market capitalization is calculated by considering the share price at National Stock Exchange of India Limited on the shares outstanding at the period / year end.



Ratio analysis

	Quarter ended June 30,		Year ended
	2012	2011	March 31, 2012
Ratios – Financial performance			
Export revenue / total revenue (%)	97.87	97.16	97.63
Domestic revenue / total revenue (%)	2.13	2.84	2.37
Software development expenses / total revenue (%)	57.51	59.04	57.06
Gross profit / total revenue (%)	42.49	40.96	42.94
Selling and marketing expenses / total revenue (%)	4.77	4.66	4.65
General and administration expenses / total revenue (%)	6.26	6.26	6.10
SG&A expenses / total revenue (%)	11.03	10.92	10.75
Aggregate employee costs / total revenue (%)	53.49	51.18	49.51
Operating profit before depreciation / total revenue (%)	31.45	30.04	32.19
Depreciation and amortization / total revenue (%)	2.40	2.77	2.54
Operating profit after depreciation and interest / total revenue (%)	29.05	27.27	29.65
Other income / total revenue (%)	5.15	6.01	5.85
Profit before tax and exceptional item / total revenue (%)	34.20	33.28	35.50
Tax / total revenue (%)	9.46	9.33	9.95
Effective tax rate – Tax / PBT (%)	27.67	28.02	28.03
PAT ⁽¹⁾ / total revenue (%)	24.74	23.95	25.55
Ratios – Balance sheet			
Debt-equity ratio	–	–	–
Current ratio	6.01	7.55	4.72
Day's sales outstanding (Days) (LTM)	70	62	63
Cash and cash equivalents / total assets (%) ⁽²⁾	52.54	51.68	55.56
Cash and cash equivalents / total revenue (%) (LTM) ⁽²⁾	58.29	57.65	63.67
Capital expenditure / total revenue (%) (LTM)	4.41	4.47	4.15
Operating cash flows / total revenue (%)	17.38	18.19	19.05
Depreciation / average gross block (%) (LTM) ⁽⁴⁾	12.10	11.77	12.34
Technology investment / total revenue (%) (LTM)	2.71	2.29	2.27
Ratios – Return			
PAT ⁽¹⁾ / average net worth (%) (LTM)	29.37	26.86	29.44
ROCE (PBIT / Average capital employed) (%) (LTM)	40.76	37.08	40.87
Return on average invested capital (%) (LTM) ⁽²⁾	62.12	60.28	71.29
Capital output ratio (LTM)	1.14	1.07	1.05
Invested capital output ratio (LTM) ⁽²⁾	2.84	2.73	3.16
Ratios – Year-on-year Growth (%)			
Overseas revenue	29.96	18.68	23.08
Total revenue	29.02	19.92	23.12
Operating profit before depreciation	35.10	11.39	19.57
Net profit	33.25	15.58	23.95
Net profit after exceptional item	33.25	15.58	31.46
Basic EPS	33.26	15.52	23.88
Basic EPS after exceptional item	33.26	15.52	31.40
Ratios – Per share			
Basic EPS (₹)	38.38	28.80	139.07
Basic EPS after exceptional item (₹)	38.38	28.80	147.51
Basic cash EPS (₹)	42.11	32.13	152.90
Basic cash EPS after exceptional item (₹)	42.11	32.13	161.34
Price / earnings, end of period ⁽¹⁾	16.88	25.07	20.61
Price / cash earnings, end of period ⁽¹⁾	15.41	22.53	18.75
PE / EPS growth ⁽¹⁾	0.51	1.62	0.86
Book value (₹)	556.59	455.57	518.21
Price / book value, end of period	4.51	6.39	5.53
Dividend per share (₹) ⁽³⁾	–	–	37
Dividend (%) ⁽³⁾	–	–	740

Notes : The ratio calculations are based on standalone Indian GAAP financial statements.

The previous period figures have been regrouped / reclassified, wherever necessary to conform to the current presentation.

LTM - Last Twelve Months

⁽¹⁾ Before exceptional item

⁽²⁾ Investments in liquid mutual funds and certificates of deposit have been considered as Cash and Cash equivalents for the purpose of the above ratio analysis.

⁽³⁾ Including Special dividend - 10 years of Infosys BPO operations

⁽⁴⁾ Gross block excludes land (non-depreciable asset)

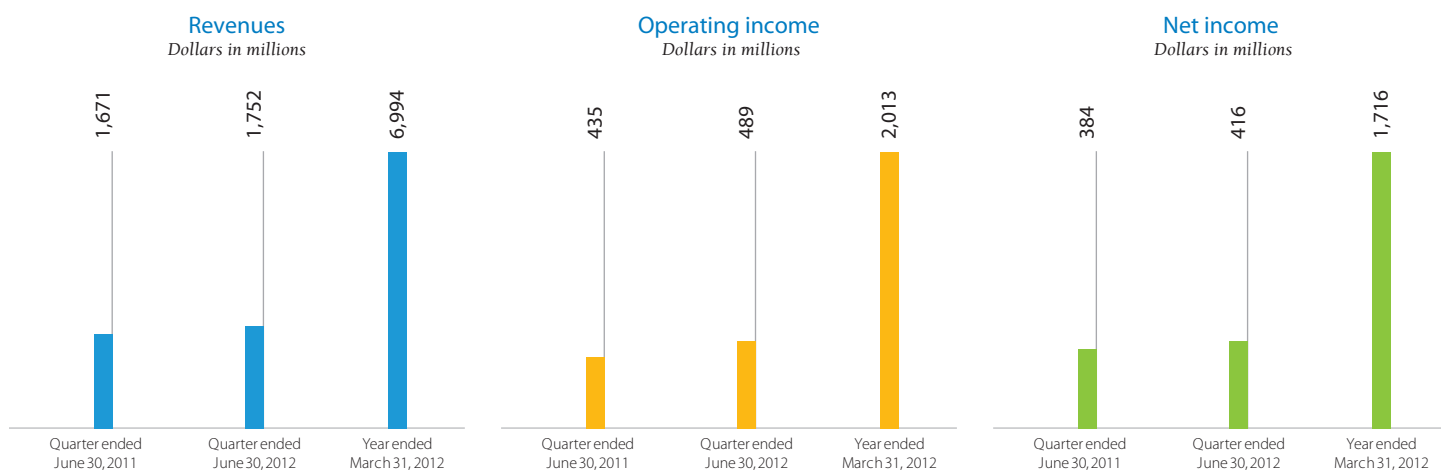
At a glance – IFRS USD (Consolidated)

Dollars in millions except per share data

	Quarter ended June 30,		Year ended
	2012	2011	March 31, 2012
For the period			
Revenues	1,752	1,671	6,994
Operating profit	489	435	2,013
Operating profit / revenues (%)	27.91	26.03	28.78
Net profit	416	384	1,716
Net profit / revenues (%)	23.74	22.98	24.54
Basic earnings per equity share (\$)	0.73	0.67	3.00
Cash dividend per equity share (\$)	–	–	0.76
Capital expenditure	80	57	301
At the end of the period			
Total assets	7,116	7,146	7,537
Property, plant and equipment	1,009	1,093	1,063
Cash and cash equivalents ⁽¹⁾	3,704	3,795	4,121
Working capital	4,585	4,721	5,008
Equity	6,057	6,208	6,576
Share capital	64	64	64
Market capitalization ⁽²⁾	25,905	37,386	32,349

⁽¹⁾ Cash and cash equivalents include current portion of available-for-sale financial assets and certificates of deposit and investment in government bonds.

⁽²⁾ Market capitalization is calculated by considering the share price at National Stock Exchange of India Limited on the shares outstanding at the period / year end.



At a glance – IFRS INR (Consolidated)

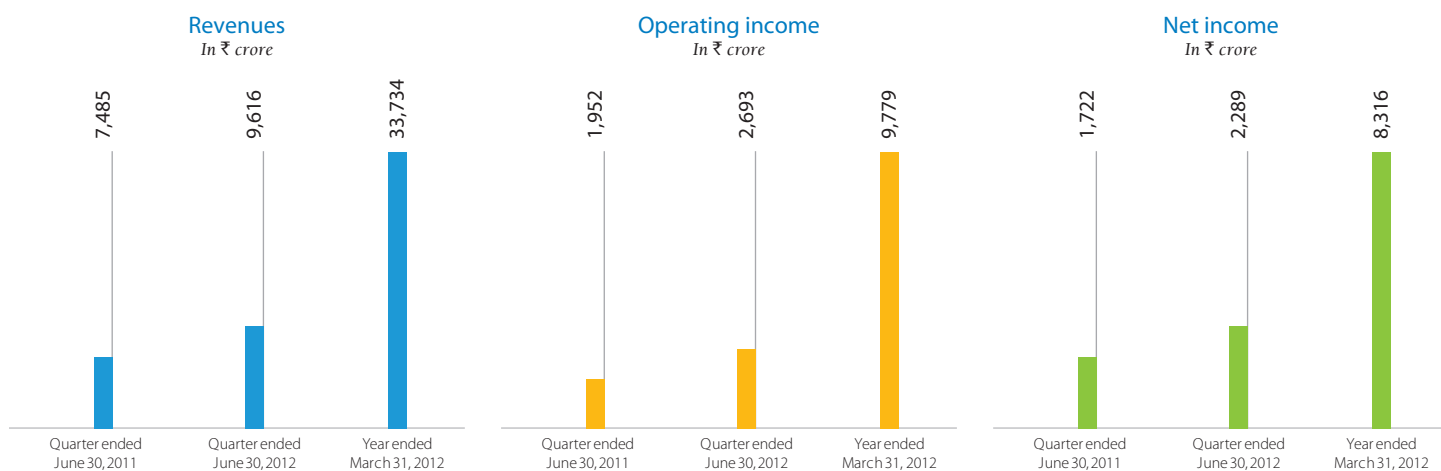
In ₹ Crore except per share data

	Quarter ended June 30,		Year ended
	2012	2011	March 31, 2012
For the period			
Revenues	9,616	7,485	33,734
Operating profit	2,693	1,952	9,779
Operating profit / revenues (%)	28.01	26.08	28.99
Net profit	2,289	1,722	8,316
Net profit / revenues (%)	23.80	23.01	24.65
Basic earnings per equity share (₹)	40.06	30.14	145.55
Cash dividend per equity share (₹)	22	20	35
Special dividend - 10 years of Infosys BPO operations	10	-	-
Capital expenditure	438	258	1,442
At the end of the period			
Total assets	39,574	31,942	38,348
Property, plant and equipment	5,614	4,888	5,409
Cash and cash equivalents ⁽¹⁾	20,596	16,969	20,968
Working capital	25,499	21,103	25,480
Equity	33,687	27,752	33,461
Share capital	286	286	286
Market capitalization ⁽²⁾	144,086	167,114	164,592

⁽¹⁾ Cash and cash equivalents include current portion of available-for-sale financial assets and certificates of deposit and investment in government bonds.

⁽²⁾ Market capitalization is calculated by considering the share price at National Stock Exchange of India Limited on the shares outstanding at the period / year end.

The Securities and Exchange Board of India (SEBI) had on November 9, 2009 issued a press release permitting listed entities having subsidiaries to voluntarily submit the consolidated financial statements as per IFRS. Further, SEBI issued a circular, dated April 5, 2010, wherein the Listing Agreement has been modified to this effect from March 31, 2010. Consequent to this, the company has voluntarily prepared and published audited consolidated IFRS Financial Statements for the quarter ended June 30, 2012.



Shareholder information

1. Registered office

Electronics City, Hosur Road, Bangalore 560 100, India

Tel.: +91-80-2852-0261, Fax: +91-80-2852-0362

Homepage: www.infosys.com

2. Listing on stock exchanges

In India: The Bombay Stock Exchange Limited (BSE), and the National Stock Exchange of India Ltd. (NSE)

Outside India: NASDAQ Global Select in the U.S.

3. Par value of equity shares

₹5/- each fully paid-up

4. Registrar and share transfer agent

Share transfers in physical form and other communication regarding share certificate, dividends, change of address, etc. may be addressed to:

Karvy Computershare Private Limited

Registrars and Share Transfer Agents;

Plot No.17 to 24, Near Image Hospital, Vittalrao Nagar, Madhapur, Hyderabad-500 081, India.

Tel.: +91-40-2342 0818, Fax: +91-40-23420814

5. Stock market data relating to shares listed in India

- The company's market capitalization is included in the computation of the BSE-30 Sensitive Index (Sensex), the BSE Dollex and S&P CNX NIFTY Index.
- Monthly high and low quotations as well as the volume of shares traded at BSE and NSE for the quarter ended June 30, 2012 is:

	BSE			NSE			Total Volume (BSE & NSE) (No.)
	High (₹)	Low (₹)	Volume (No.)	High (₹)	Low (₹)	Volume (No.)	
April 2012	2,855.20	2,311.95	60,73,636	2,858.45	2,310.90	4,59,90,610	5,20,64,246
May	2,484.35	2,311.85	24,63,698	2,482.90	2,311.30	2,36,30,377	2,60,94,075
June	2,520.05	2,387.80	20,66,903	2,522.55	2,385.60	1,79,16,376	1,99,83,279
Total			1,06,04,237			8,75,37,363	9,81,41,600
Volume traded / average	Q1 FY 2013		2.12			17.52	19.64
Outstanding shares (%)	Q1 FY 2012		2.03			17.48	19.51

The number of shares outstanding is 49,96,04,441. American Depositary Shares (ADSs) have been excluded for the purpose of this calculation.

6. Share transfer system

Shares sent for physical transfer are effected after giving a notice of 15 days to the seller for sale confirmation. The total number of shares transferred in physical form during the quarter ended June 30, 2012 was Nil (quarter ended June 30, 2011 – Nil).

7. Investor services – Complaints received

Nature of complaints	Quarter ended Jun 30, 2012		Quarter ended June 30, 2011	
	Received	Attended to	Received	Attended to
Dividend / annual report related	186	186	143	143

The company has attended to most of the investors' grievances / correspondences within a period of 10 days from the date of receipt of the same, during the quarter ended June 30, 2012, except in cases that are constrained by disputes or legal impediments.

8. Legal proceedings

There are some pending cases relating to disputes over title to shares, in which the Company has been made a party. However, these cases are not material in nature.

9. Categories of shareholders as on June 30, 2012

Category	No. of shareholders	Voting strength (%)	No. of shares held
PROMOTER HOLDING			
Indian promoters	19	16.04	9,20,85,078
NON-PROMOTER HOLDING			
Institutional investors			
Mutual funds	339	5.01	2,87,88,568
Banks, financial institutions and insurance companies	232	13.27	7,62,29,237
Foreign institutional investors	831	37.89	21,75,86,887
Others			
Private corporate bodies	3,651	0.51	29,48,264
Indian public	4,66,701	12.85	7,37,85,834
Non resident Indians / overseas corporate bodies	8,805	0.90	51,62,103
Trusts	40	0.53	30,18,470
Total	4,80,618	87.00	49,96,04,441
Equity shares underlying American Depositary Shares ⁽¹⁾	1	13.00	7,46,26,010
Total	4,80,619	100.00	57,42,30,451

⁽¹⁾ Held by beneficial owners outside India.

10. Financial calendar (tentative and subject to change)

Financial results	
Quarter ending September 30, 2012	Oct 12, 2012
Quarter ending December 31, 2012	Jan 11, 2013
Quarter and year ending March 31, 2013	Apr 12, 2013
Annual general meeting for the year ending March 31, 2013	Jun 15, 2013

11. Investors' correspondence

For queries relating to financial statements	For investor correspondence	For queries relating to shares / dividends
Mr. V. Balakrishnan Member of the Board & Chief Financial Officer Infosys Limited, Electronics City, Hosur Road Bangalore 560 100, India. Tel.: +91-80-2852-0440, Fax: +91-80-2852-0754 E-mail: balakv@infosys.com	Mr. Sandeep Mahindroo Principal-Investor Relations Infosys Limited 630 Fifth Avenue, Suite 1600, New York, NY 10111 Tel: 1 646 254 3133, Fax: 1 646 254 3101 E-mail: sandeep_mahindroo@infosys.com	Mr. N. R. Ravikrishnan Company Secretary and Compliance Officer Infosys Limited, Electronics City, Hosur Road Bangalore 560 100, India. Tel.: +91-80-2852-0261, Fax: +91-80-2852-0754 E-mail: ravikrishnan_nr@infosys.com

Stock exchange codes

Reuters Code	Bloomberg code	Exchange
INFY.BO (BSE)	INFO IN (BSE)	500209
INFY.NS (NSE)	NINFO IN (NSE)	INFY
INFY.O (NASDAQ)		INFY

13. Stock market data relating to American Depositary Shares (ADSs)

- ADS listed at : NASDAQ Global Select in the US
- Ratio of ADS to equity shares : One ADS for one equity share
- ADS symbol : INFY
- The American Depositary Shares issued under the ADS program of the Company were listed on the NASDAQ National Market in the US on March 11, 1999. The monthly high and low quotations as well as the volume of ADSs traded at the NASDAQ National Market for the quarter ended June 30, 2012 are:

	High*		Low*		Volume
	\$	₹	\$	₹	
April 2012	57.60	3,037.82	45.66	2,408.11	49,543,826
May	47.61	2,670.44	42.10	2,361.39	40,462,771
June	45.06	2,506.24	42.18	2,346.05	40,197,544
For the period					130,204,141

Note: 1 ADS = 1 equity share. US\$ has been converted into Indian ₹ at the monthly closing rates. The number of ADSs outstanding as on June 30, 2012 was 74,626,010. The percentage of volume traded to the total float was 174.48 %.

14. ECS mandate

The Company has received complaints regarding non-receipt of dividend warrants. All shareholders are requested to update their bank account details with their respective depositories. This would enable the company to service its investors better.

15. Change of address

The Company has received complaints regarding non-receipt of dividend warrants and other corporate communications. All shareholders are requested to update their current address with their respective depositories immediately. This would enable the Company to service its investors better.

Global presence – Infosys Limited

Asia Pacific

Hong Kong

01-03, 66 / F
The Center,
99 Queen's Road Central
Hong Kong
Tel. : +852 3965 3350
Fax : +852 3965 3222

Japan

Izumi Garden Wing 2F
1-6-3, Roppongi, Minato-ku
Tokyo 106 0032
Tel. : 81 3 5545 3251
Fax : 81 3 5545 3252

Regus Hirokoji Garden Avenue Centre
4th FL. Hirokoji Garden Avenue 4-24-16
Meieki Nakamura-ku Nagoya city, Aichi
JAPAN 450-0002
Tel. : +81-52-856-9535
Fax : +81-52-856-9501

Malaysia

Merak Block, Suite B
Persiaran Multimedia 1st Floor
Cyberjaya, Kuala Lumpur 63000
Malaysia.
Tel. : +60 383 203 829

Level 13A -1 Mercu UEM
Jalan Stesen Sentral 5,
Kuala Lumpur Sentral,
Kuala Lumpur 50470.
Tel. : 60 03-2772 1200

Mauritius

4th Floor, B Wing
Ebène Cyber Towers
Reduit, Mauritius
Tel. : 230 401 9200
Fax : 230 464 1318

Singapore

04-01 / 06,
1 Changi Business Park Crescent,
Singapore 486025
Tel. : 65 6572 8400
Fax : 65 6572 8405

Level 43, Unit 02,
Suntec Tower 2
9 Temasek Blvd
Singapore 038989
Tel. : 65728400
Fax : 65728400

United Arab Emirates

Dubai

506, Liberty House, DIFC
P. O. Box 506846
Dubai
Tel. : 971 4 508 0200
Fax : 971 4 508 0225

805, Liberty House, DIFC
P. O. Box 506846
Dubai
Tel. : 971 4 508 0200
Fax : 971 4 508 0225

Sharjah

Z3 Office 11, SAIF Zone
P. O. Box 8230, Sharjah
Tel. : 971 6 557 1068
Fax : 971 6 557 3768

Europe

Belgium

Regus Park Atrium
11, Rue des Colonies / Kolonienstraat
B 1000 Brussels
Tel. : 32 2 517 62 30
Fax : 32 2 517 67 00

Czech Republic

Regus Business Center
Prague Stock Exchange
Rybna Street 682 / 14
11005 Prague 1
Tel. : 420 222 191 387
Fax : 420 222 191 700

Denmark

Regus Copenhagen
Larsbojenssraede 3
1454 Copenhagen
Tel. : 45 33 3772 94
Fax : 45 33 3243 70

Finland

Regus Mannerheimintie 12 B
00100 Helsinki
Tel. : 358 925 166 239
Fax : 358 925 166 100

France

Paris

Tour Opus 12, 4th Floor
77 Esplanade du Général de Gaulle
92 914 Paris La Defense 9
Tel. : 33 1 56 39 12 00
Fax : 33 1 56 39 12 01

Toulouse

7, Avenue Didier Daurat
2nd Floor, Blagnac
31700 Toulouse
Tel. : 33 5 34 50 92 77
Fax : 33 5 34 50 91 90

India

Bangalore

Electronics City, Hosur Road
Bangalore 560 100
Tel. : 91 80 2852 0261
Fax : 91 80 2852 0362

Infosys – Center Point
Offshore Development Center
Plot No. 26A
Electronics City, Hosur Road
Bangalore 560 100
Tel. : 91 80 2852 0261
Fax : 91 80 2852 0362

Germany

Munich

Landsberger Strasse 155
80687 Muenchen
Germany
Tel. : +49 (0) 89 57959-131
Fax : +49 (0) 89 57959 - 200

Frankfurt

Opernturm, Bockenheimer Landstraße 2-4
60306 Frankfurt am Main
Tel. : +49 (0)69 269566 100
Fax : +49 (0)69 269566 200

Stuttgart

Liebknechtstrasse 33
D 70565 Stuttgart
Tel. : 49 711 7811 570
Fax : 49 711 7811 571

Walldorf

Partner Port
Altrottstr. 31, 69190 Walldorf
Tel. : 49 6227 73 4350
Fax : 49 6227 73 4359

Ireland

Regus Prembroke House
30 Pembroke Street Upper
Dublin 2
Tel. : 353 1 234 2470
Fax : 353 1 234 2575

Norway

Regus Business Center
Ibsen AS
C. J. Hambrosplass 2C
1st Floor, Oslo 0164
Tel. : 47 22 99 60 42
Fax : 47 22 99 60 10

Russia

4/430, 4.Lesnoy Pereulok,
Moscow 125047
Tel. : 7 495 642 8710
Fax : 7 495 225 8500

Spain

CUZCO IV
Paseo de la Castellana 141-8
28046, Madrid
Tel. : 34 91 572 6584
Fax : 34 91 572 6606

Sweden

Stureplan 4C, 4tr
114 35, Stockholm
Tel. : 46 8 463 1112
Fax : 46 8 463 1114

Switzerland

Basel

Regus Basel City Centre
Innere Margarethenstrasse 5
Basel 4051
Tel. : +41 (0) 61 204 4545
Fax : +41 (0) 61 204 4500

Geneva

18, Avenue Louis-Casari
1209 Geneva
Tel. : 41 22 747 7894
Fax : 41 22 747 7900

Zurich

Prime Tower
Hardstrasse 201
8005 Zürich
Tel. : +41 44 448 28 00
Fax : +41 44 448 28 80

The Netherlands

World Trade Center
H-Tower, 23rd Floor
Zuidplein 190
1077 XV Amsterdam
Tel. : 31 20 796 5500
Fax : 31 20 796 5501

Regus World Trade Centre,
H Tower 4th Floor, Zuidplein 36,
1077 XV Amsterdam,
The Netherlands
Tel. : +31 207997800
Fax : +31 207965501

United Kingdom

Milton Keynes

Midsummer Court - Regus,
314 Midsummer Boulevard,
Milton Keynes MK9 2UB
Tel. : +44 1908 84 75 46
Fax : +44 1908 84 74 01

London

14th and 15th Floor
10 Upper Bank Street
Canary Wharf
London E 14 5NP
Tel. : 44 20 7715 3300
Fax : 44 20 7715 3301

Swindon

Part First Floor
Wakefield House
Aspect Park, Pipers Way
Swindon SN 31RE
Tel. : 44 179 352 8766
Fax : 44 179 352 3714

Reddy Building

K 310, 1st Main 5th Block, Koramangala
Bangalore 560 095
Tel. : 91 80 2553 2591
Fax : 91 80 2553 0391

Salarpuria Infocore

3rd and 4th Floor Wing A, No. 39 (P),
No. 41 (P) and No. 42 (P)
Electronics City, Hosur Road
Bangalore 560 100
Tel. : 91 80 2852 0261
Fax : 91 80 2852 0362

N 403. 405

North block
Manipal Center Dickenson Road
Bangalore

IT/ITES SEZ Unit,

Bagmane Constructions Pvt. Ltd SEZ,
Mahadevpura, Doddanekundi Village,
Krishnarajapuram Hobli,
Bangalore East Taluk,
Bangalore -560048
Tel. : 080-33613970

Bhubaneswar

Plot No. E / 4, Info City
Bhubaneswar 751 024
Tel. : 91 674 232 0032
Fax : 91 674 232 0100

Chandigarh

Block A and B, Ground Floor
DLF Building, Plot No. 2
Rajiv Gandhi Technology Park Kishangarh
Chandigarh 160 101
Tel. : 91 172 502 1100
Fax : 91 172 504 6222

India (contd.)

Plot No. 1

Rajiv Gandhi Technology Park
Kishangarh
Chandigarh 160 101
Tel. : 91 172 503 8000
Fax : 91 172 504 6860

Chennai

138 Old Mahabalipuram Road
Sholinganallur
Chennai 600 119
Tel. : 91 44 2450 9530
Fax : 91 44 2450 0390

Mahindra Industrial Park

TP 1 / 1, Central Avenue
Techno Park SEZ
Mahindra World City
Natham Sub Post, Chengelpet
Kancheepuram District
Chennai 603 002
Tel. : 91 44 4741 1111
Fax : 91 44 4741 5151

Hyderabad

Survey No. 210
Manikonda Village
Lingampally
Rangareddy (Dist.)
Hyderabad 500 032
Tel. : 91 40 6642 0000
Fax : 91 40 2300 5223

Sector Specific Zone for IT / ITES

SEZ Survey No. 41(pt),50(pt) Pocharam
Village,Singapore Township PO,
Ghatkesar Mandal, Rangareddy
District,Hyderabad 500088.
Tel. : 040 40600000
Fax : 040 666341356

Mangalore

Kuloor Ferry Road, Kottara
Mangalore 575 006
Tel. : 91 824 245 1485
Fax : 91 824 245 1504

IT and ITES SEZ

Kamblapadavu
Kurnad Post, Pajeeru Village
Bantwal Taluk 574 153
Dakshina Kannada (Dist.)
Tel. : 91 824 228 4492
Fax : 91 824 228 4491

Mumbai

85, 'C', Mittal Towers
8th Floor, Nariman Point
Mumbai 400 021
Tel. : 91 22 2284 6490
Fax : 91 22 2284 6489

Mysore

SEZ No. 350, Hebbal
Electronics City
Mysore 570 027
Tel. : 91 821 240 4101
Fax : 91 821 240 4200

STP No. 350, Hebbal

Electronics City
Mysore 570 027
Tel. : 91 821 240 4101
Fax : 91 821 240 4200

Gurgaon

Infosys Limited
7th Floor, Tower-B
Unitech cyber park
Gurgaon – 122001
Ph: 124 3922000, Fax : 124 4004356

Pune

Plot No. 1, Rajiv Gandhi Infotech Park,
Hinjawadi, Taluka Mulshi, Pune 411 057
Tel. : 91 20 2293 2800
Fax : 91 20 2293 2832

Plot No. 24 / 2

Rajiv Gandhi Infotech Park
Phase II, Village Maan
Taluka Mulshi, Pune 411 057
Tel. : 91 20 3982 7000
Fax : 91 20 3982 8000

Plot No. 24 / 3

Rajiv Gandhi Infotech Park
Phase II, Village Maan
Taluka Mulshi, Pune 411 057
Tel. : 91 20 3982 7000
Fax : 91 20 3982 8000

Thiruvananthapuram

3rd Floor, Bhavani Technopark
Thiruvananthapuram 695 581
Tel. : 91 471 398 2222
Fax : 91 471 270 0889

Plot No. 1,

Technopark Campus II, Attipara Village
Thiruvananthapuram 695 581
Tel. : 91 471 398 2222
Fax : 91 471 270 0889

Jaipur

Special Economic Zone (SEZ)
3rd and 4th Floor of Building No. 1Plot No.
IT-A-001-A1, Mahindra World City (SEZ)
Village Kalwara,
Tehsil Sanganer Jaipur –
Ajmer Road District Jaipur, Rajasthan.
Tel. : 91 0141 395 6000
Fax : 91 0141-395 6100

North America

Canada

Calgary

Suite 1000, 888-3rd Street SW
Bankers Hall, West Tower
Calgary, AB T2P 5C5
Tel. : 1 403 444 6896
Fax : 1 403 444 6699

Montreal

1000 de la Gauchetiere Street west
Suite 2400
Montreal QC Canada H3B 4W5
Tel. : + 1 514 448 2157
+1 514 448 7471
Fax : +1 514 448 5101

Toronto

5140 Yonge Street
Suite 1400 Toronto
Ontario, M2N 6L7
Tel. : 1 416 224 7400
Fax : 1 416 224 7449

United States

Atlanta

3200 Windy Hill Road
Suite 100 - W, Atlanta
GA 30339
Tel. : 1 770 799 1860
Fax : 1 770 799 1861

Bellevue

3326 160th Avenue SE
Suite 300, Bellevue WA 98008
Tel. : 1 425 256 6200
Fax : 1 425 256 6201

South Africa

Johannesburg

West Towers,
2nd Floor, Maude Street,
Sandton, Johannesburg,2195
South Africa
Tel. : +27 (0) 11 881 5600
Fax : +27 (0) 11 881 5611

Bentonville

2700 SE 'S' Street, Suite 200
Bentonville, AR 72712
Tel. : 1 479 271 4600
Fax : 1 479 271 4601

Bridgewater

400 Crossing Boulevard
Suite 101, Bridgewater
NJ 08807
Tel. : 1 908 450 8200
Fax : 1 908 450 8201

Charlotte

13777 Ballantyne Corporate PL
Suite 250, Charlotte, NC 28277
Tel. : 1 704 972 0320
Fax : 1 704 972 0311

Dalaware

1000 N West Street
Suite 1200
Wilmington, DW 19801
Tel. : 302 295 4910
Fax : 302 295 4801

Fremont

6607 Kaiser Drive
Fremont, CA 94555
Tel. : 1 510 742 3000
Fax : 1 510 742 3090

Hartford

95 Glastonbury Blvd
Glastonbury, CT 06033
Tel. : 1 860 494 4139
Fax : 1 860 494 4140

New Zealand

Auckland

Level 7, 92 Albert Street
Auckland NZ 1010
PO Box 91397 Victoria St West
Auckland NZ 1142
Tel. : +64 9 301 9900
Fax : +64 9 365 1713

Houston

6002 Rogerdale
Suite 550
Houston, TX 77072
Tel. : 1 281 493 8698
Fax : 1 281 493 8601

Lisle

2300 Cabot Drive
Suite 250, Lisle
IL 60532
Tel. : 1 630 482 5000
Fax : 1 630 505 9144

Minneapolis

80 South, 8th Street
Suite 900
Minneapolis, MN 55402
Tel. : 1 612 349 5258
Fax : 1 510 248 2022

New York

630 Fifth Avenue
Suite 1600, Rockefeller Center
New York, NY 10111
Tel. : 1 646 254 3100
Fax : 1 646 254 3101

Phoenix

10835 N 25th Avenue
Suite 200, Phoenix
AZ 85029
Tel. : 1 480 655 3598
Fax : 1 480 655 3501

Plano

6100, Tennyson Parkway
Suite 200, Plano
TX 75024
Tel. : 1 469 229 9400
Fax : 1 469 229 9598

Quincy

Two Adams Place
Quincy, MA 02169
Tel. : 1 781 356 3100
Fax : 1 781 356 3150

Reston

12021 Sunset Hills Road
Suite 340, Reston
VA 20190
Tel. : 1 703 234 3798
Fax : 1 703 234 3701

Southfield

3000 Town Center
Suite 2850
Southfield, MI 48075
Tel. : 1 248 603 4300
Fax : 1 248 208 3315

Wellington

Level 7, 16 Willis Street
PO Box 11289,
Manners Street,
Wellington, New Zealand.
Tel. : +64 4 470 9300
Fax : +64 4 472 4616

Global presence – Subsidiaries of Infosys Limited

Infosys Technologies (Australia) Pty Limited

Australia

Brisbane

Level 14, 116 Adelaide Street Brisbane
QLD 4000
Tel. : 61 7 3231 9800
Fax : 61 7 3231 9899

Melbourne (Head Office)

Level 5, 818 Bourke Street
Docklands VIC 3008
P. O. Box 528
Collins Street West
Melbourne VIC 8007
Tel. : 61 3 9860 2000
Fax : 61 3 9860 2999

Melbourne (Lonsdale Street)

Level 21
150 Lonsdale Street
Melbourne VIC 3000
P. O. Box 528
Collins Street West
Melbourne VIC 8007
Tel. : 61 3 9860 2000
Fax : +61 3 9860 2997

Perth

Level 18, Central Park Building
152-158 St Georges Terrace,
Perth WA 6000
Tel. : 61 8 9288 1750
Fax : 61 8 9288 1753

Sydney

Level 3, 77 Pacific Highway
North Sydney NSW 20060
P. O. Box 1885
North Sydney NSW 2060
Tel. : 61 2 8912 1500
Fax : 61 2 8912 1555

Infosys echnologia do Brasil Ltda

Brazil

Rua Da Paisagem,220
Edificio Lumiere, Andar: 5 E 6
Vila Da Serra, Nova Lima
Minas Gerais -CEP 34.000-000-Brazil
Tel. : 55 31 33068900
Fax : 55 31 33068901

Infosys Technologies (China) Co. Limited

Beijing

No. 8 Guang Hua Road
Room 1501 Building 2. ChaoYang District
Beijing, China
Tel. :No: 010-57335000
Fax : 010-57335001

Dalian

No. 1001-1006, No. 1 Hui Xian Garden
Dalian Hi-Tech Industry Park
Dalian, China
Tel. : 86 21 58843000
Fax : 86 21 58843001

Hangzhou

Bldg A2, No. 301 Binxing Road Binjiang
District
Hangzhou 310052
Tel. : 86 571 87930030
Fax : 86 571 87930001

Shanghai

Bldg A, No. 6, 3158 Long Dong Road,
Zhangjiang Hi-Tech Park,
Shanghai 201203
Tel. : 86 21 58843000
Fax : 86 21 58843006

Bldg 18, 1387 Zhang Dong Road,
Zhangjiang Hi-Tech Park,
Shanghai 201203
Tel. : 86 21 58843000
Fax : 86 21 58843001

Infosys Technologies (Shanghai) Co. Limited

Room 401, 501, Building 5
No. 555 Dong Chuan Road,
Min Hang District,
Shanghai, China
Tel. : 86 21 58843000
Fax : 86 21 58842001

Subsidiary of Infosys Consulting Inc

Infosys Consulting India Limited

Plot No.26-A, Ground Floor
Electronic City, Hosur Road,
Bangalore 560 100
Tel. : 91 80 6688 1144
Fax : 91 80 6688 2140

Infosys Technologies S. de R. L. de C. V.

Mexico

Corporativo Santa Maria
Boulevard Diaz
Ordaz Numero 130
Monterrey, Mexico CP 64650
Tel. : 521 81 8850 9300
Fax : 521 81 8850 9301

Infosys BPO Limited

Australia - Melbourne

Level 5, 818, Bourke Street
Docklands VIC 3008
P. O. Box 528 Collins Street West
Melbourne VIC 8007
Tel. : 61 3 9860 2000
Fax : 61 3 9860 2999

Infosys BPO Limited (contd.)

Canada - Toronto

5140, Yonge Street Suite 1400
Toronto ON M2N 6L7
Tel. : 416 224 7400
Fax : 416 224 7449

India - Bangalore

Electronics City, Hosur Road
Bangalore 560 100
Tel. : 91 80 2852 2405
Fax : 91 80 2852 2411

Pavithra Complex, No. 1

27th Main, 2nd Cross 1st Stage, BTM Layout
Bangalore 560 068
Tel. : 91 80 3021 3600
Fax : 91 80 4171 4808

Salarpuria Infozone

Wing A, No. 39 (P) 41 (P) and 42 (P)
Electronic City, Hosur Road
Bangalore 560100
Tel. : 91 80 4067 0035
Fax : 91 80 4067 0034

27, SJR Towers

Bannerghatta Road, J. P. Nagar, III Phase
Bangalore 560 078
Tel. : 91 80 5103 2000
Fax : 91 80 2658 8676

India - Chennai

Temple Steps 6th and 7th Floor
No. 184, Annasalai Saidapet
Chennai 600 015
Tel. : 91 44 6600 7000
Fax : 91 44 6600 7005

Unit of Ramanujam IT city SEZ,
Hardy towers, 3rd & 4th floor,
TRIL infopark ltd, Taramani,
Rajivgandhi Salai (OMR)
Chennai -600113.
Tel. : 044-66855111
Fax : 044 -66855107

India - Gurgaon

7th floor Tower A, B and C
Building No. 6 DLF Cyber City
Developer Limited Special Economic Zone
Sector 24 and 25 DLF PH-3
Gurgaon
Tel. : 91 124 4583 700
Fax : 91 124 4583 701

India - Jaipur

Plot No. E-142-143
Sitapura Industrial Area
Jaipur 302022
Tel. : 91 141 2771 325
Fax : 91 141 2771 325

IT-A-001

Mahindra World City
Special Economic Zone
Village Kalwara Tahsil Sanganer
Jaipur 302029
Tel. : 91 141 3956 000
Fax : 91 141 3956 100

India - Pune

Plot No. 1, Building No. 4 Pune
Infotech Park Hinjawadi, Taluka Mulshi
Pune 411 057
Tel. : 91 20 2293 2900
Fax : 91 20 2293 4540

Plot No. 24/2

Rajiv Gandhi Infotech Park
Phase II, Village Maan
Taluka Mulshi, Pune 411 057
Tel. : 91 20 2293 2800
Fax : 91 20 2293 4540

Plot No. 24 / 3,

Rajiv Gandhi Infotech Park
Phase II, Village Maan Taluka Mulshi
Pune 411 057
Tel. : 91 20 4023 2001
Fax : 91 20 3981 5352

Philippines

2nd and 3rd Floor Trade Hall Metro
Market, Bonifacio Global City
Fort Bonifacio Taguig City
Metro Manila, Philippines
Tel. : 632 856 3319
Fax : 632 856 3320

5th,6th,7th and 12th Floor Site 3,
Vector 2 Building, Northgate Cyberzone,
Filinvest Corporate City, Alabang,
Muntinlupa City
Philippines
Tel. : +632 8230134
Fax : +632 6590223

United Kingdom

14th Floor
10 Upper Bank Street
Canary Wharf
London E14 5NP
Tel. : 44 20 7715 3388
Fax : 44 20 7715 3301

United States – Atlanta

3200 Windy Hill Rd, Suite 100-W
Atlanta, GA 30339
Tel. : 770-799-1958
Fax : 770-799-1861

United States - Bridgewater

400 Crossing Boulevard
1st Floor, Bridgewater
NJ 08807
Tel. : 1 908 450 8209
Fax : 1 908 842 0284
Subsidiaries of Infosys BPO

INFOSYS PUBLIC SERVICES INC

Plano
6100, Tennyson Parkway
Suite 200, Plano
TX 75024
Tel. : 1 469 229 9400
Fax : 1 469 229 9598

Global presence – Subsidiaries of Infosys BPO Limited

Infosys BPO s.r.o

Czech Republic
Holandska 9,63900, Brno
Tel. : 420 542 212406
Fax : 420 543 236349

Infosys BPO Poland Sp.Z o.o.

Al. Pilsudskiego 22 90-051
Lodz, Poland
Tel. : 48 42 291 8000
Fax : 48 42 291 8081

UL. Gdanska 47

90-729 Lodz, Poland
Tel. : 48 42 291 8205
Fax : 48 42 291 80 73

McCamish Systems LLC

6425 Powers Ferry Road
3rd Floor
Atlanta, GA 30339
Tel. : 1 800 366 0819
Fax : 1 770 690 1800-

Portland Group Pyt Ltd

Sydney

Level 8, 68 Pitt St
Sydney NSW 2000 Australia
Tel. : +61 2 9210 4399
Fax : +61 2 9210 4398

Melbourne

Suite 602, 10 Yarra St
South Yarra VIC 3141 Australia
Tel. : +61 3 8825 3899
Fax : +61 3 8825 3898

Brisbane

L18, Brisbane Club Tower
241 Adelaide St
Brisbane QLD 4000 Australia
Tel. : +61 7 3009 8100
Fax : +61 7 3009 8123

Perth

Level 1, 99 St Georges Terrace
Perth WA 6000 Australia
Tel. : +61 8 9254 9313
Fax : +61 8 9254 9388

Subidiary of Portland Group Pyt Ltd

Portland Procurement Services Pyt Ltd

Sydney

Level 8, 68 Pitt St
Sydney NSW 2000 Australia
Tel. : +61 2 9210 4399
Fax : +61 2 9210 4398

Melbourne

Suite 602, 10 Yarra St
South Yarra VIC 3141 Australia
Tel. : +61 3 8825 3899
Fax : +61 3 8825 3898

Brisbane

L18, Brisbane Club Tower
241 Adelaide St
Brisbane QLD 4000 Australia
Tel. : +61 7 3009 8100
Fax : +61 7 3009 8123

Perth

Level 1, 99 St Georges Terrace
Perth WA 6000 Australia
Tel. : +61 8 9254 9313
Fax : +61 8 9254 9388